



'Good health is everything'

An engagement project on health and wellbeing with non-UK born communities in the Wakefield District.

Appendix 1: Focus group and interview participant characteristics

Age, gender and migration reason:

	Age			Gender		Migration reason				
	<18	18-64	65+	Male	Female	Work	Study	Family	Protection	Other
Focus group	0	19	3	7	15	7	0	8	7	0
Interview	2	11	1	7	8	5	1	3	5	1
Total	2	30	4	14	23	12	1	11	12	1

Locality:

	Area living										
	WF1	WF2	WF3	WF4	WF5	WF6	WF7	WF8	WF9	WF10	Other
Focus group	10	4	0	6	0	1	0	0	0	0	1
Interview	4	0	2	1	1	2	1	1	1	2	0
Total	14	4	2	7	1	3	1	1	1	2	1

Nationality:

	Nationality				
	Europe	Middle East / North Africa	Sub-Saharan Africa	Americas / Oceania	Asia
Focus group	11	0	6	0	5
Interview	8	0	5	0	3
Total	19	0	11	0	8

Country of birth:

	Country of birth				
	Europe	Middle East / North Africa	Sub-Saharan Africa	Americas / Oceania	Asia
Focus group	8	1	5	0	8
Interview	5	0	6	0	4
Total	13	1	11	0	12

Ethnic origin and disability:

	Ethnic origin					Disability		
	Arab	Asian	Black	Mixed	White	Yes	No	Other
Focus group	0	8	6	0	8	0	22	0
Interview	0	4	6	0	5	0	13	2
Total	0	12	12	0	13	0	35	2

Sexual orientation and time in the UK:

	Sexual orientation			Time in UK	
	Gay or lesbian	Straight / heterosexual	Prefer not to say	Under 5 years	Over 5 years (up to 40 years)
Focus group	0	17	5	9	13
Interview	1	13	1	10	5
Total	1	30	6	19	18

Appendix 2a: Survey participant characteristics

Small numbers in survey data are suppressed, with numbers under 5 being displayed as the category '1-4'.

Which part of the Wakefield district do you live in?			
Ackworth ^β	1 to 4	Lupset ^β	1 to 4
Agbrigg ^β	1 to 4	Normanton ^α	11
Ardsley ^β	1 to 4	Ossett ^α	9
Castleford ^α	34	Outwood ^α	1 to 4
Crofton ^β	1 to 4	Peacock ^β	1 to 4
Eastmoor ^β	1 to 4	Pontefract ^α	19
Featherstone ^α	6	Sharlston ^β	1 to 4
Flanshaw ^β	1 to 4	South Elmsall ^α	5
Flanshaw Grove ^β	1 to 4	South Kirkby ^α	1 to 4
Hemsworth ^α	1 to 4	Stanley ^β	1 to 4
Horbury ^α	5	Upton ^β	1 to 4
Kettlethorpe ^β	1 to 4	Wakefield City ^α	137
Knottingley ^α	1 to 4	Wakefield Rural ^β	1 to 4
Lofthouse ^β	1 to 4	Total	260

^α selected from list of options on the survey ^β self-defined by the user in a free text box

Please select the first part of your postcode from the list (this table is split over two pages)			
I don't know my postcode	1 to 4	WF10 1	7
LS26 8	1 to 4	WF10 2	7
LS26 9	1 to 4	WF10 3	6
S71 4	1 to 4	WF10 4	1 to 4
S75 5	1 to 4	WF10 5	10
WF1	1 to 4	WF11 0	1 to 4
WF1 0	1 to 4	WF11 8	1 to 4
WF1 1	29	WF11 9	1 to 4
WF1 2	24	WF2	1 to 4
WF1 3	19	WF2 0	15
WF1 4	23	WF2 3	1 to 4
WF1 5	35	WF2 6	6

Please select the first part of your postcode from the list (this table is split over two pages)

WF2 7	8	WF6 1	11
WF2 8	21	WF6 2	1 to 4
WF2 9	27	WF7 5	5
WF3 1	1 to 4	WF7 6	1 to 4
WF3 3	5	WF7 7	1 to 4
WF3 4	6	WF8 1	7
WF4 1	1 to 4	WF8 2	4
WF4 2	1 to 4	WF8 3	1 to 4
WF4 3	5	WF8 4	1 to 4
WF4 4	1 to 4	WF9 1	1 to 4
WF4 6	1 to 4	WF9 2	6
WF5 0	1 to 4	WF9 3	1 to 4
WF5 8	1 to 4	WF9 4	1 to 4
WF5 9	1 to 4	WF9 5	1 to 4
WF6	1 to 4	Total	341

What is your nationality? (this table is split over two pages)

Afghan	13	Greek	1 to 4
Albanian	1 to 4	Hong Konger	28
Algerian	1 to 4	Hungarian	1 to 4
American	1 to 4	Indian	1 to 4
Australian	1 to 4	Iranian	15
Azerbaijani	1 to 4	Iraqi	9
Belarusian	1 to 4	Irish	1 to 4
Bolivian	1 to 4	Italian	1 to 4
British	17	Kurdish ^β	12
Bulgarian	1 to 4	Kuwaiti	1 to 4
Chadian	1 to 4	Latvian	1 to 4
Chinese	7	Lithuanian	9
Congolese (DRC)	1 to 4	Moldovan	1 to 4
Czech	1 to 4	Moroccan	1 to 4
Dominican	1 to 4	Nigerian	19
Egyptian	1 to 4	Norwegian	1 to 4
English	1 to 4	Pakistani	16
Eritrean	1 to 4	Palestinian	1 to 4
Ethiopian	1 to 4	Polish	63
Filipino	1 to 4	Romanian	1 to 4
Finnish	1 to 4	Russian	1 to 4
Gambian	1 to 4	Slovak	1 to 4

What is your nationality? (this table is split over two pages)			
Somali	1 to 4	Thai	1 to 4
South African	1 to 4	Ukrainian	27
Spanish	5	Vietnamese	1 to 4
Sri Lankan	1 to 4	Yemeni	1 to 4
Sudanese	11	Zimbabwean	1 to 4
Swedish	1 to 4		
Syrian	7	Total	340

^p self-defined by the user in a free text box

What is your ethnic origin?	
Any other Asian background	55
Any other White background	12
Arab	10
Asian or Asian British - Chinese	24
Asian or Asian British - Indian	1 to 4
Asian or Asian British - Pakistani	16
Black or Black British - African background	40
Black or Black British - Caribbean	1 to 4
Did not answer	18
Prefer not to say	16
White - English, Welsh, Scottish, Northern Irish or British	9
White - European	108
White - Irish	1 to 4
White and Asian	12
White and Black African	10
Total	337

What is your country of birth? (this table is split over two pages)			
Afghanistan	15	Democratic Republic of the Congo	1 to 4
Albania	1 to 4	Dominican Republic	1 to 4
Algeria	1 to 4	Egypt	1 to 4
Australia	1 to 4	Eritrea	1 to 4
Azerbaijan	1 to 4	Ethiopia	1 to 4
Belarus	1 to 4	Finland	1 to 4
Bulgaria	1 to 4	France	1 to 4
Cameron	1 to 4	Gambia	6
Chad	1 to 4	Georgia	1 to 4
Chile	1 to 4	Germany	1 to 4
China	7	Hong Kong	23
Czech Republic	1 to 4	Hungary	1 to 4

What is your country of birth? (this table is split over two pages)

India	1 to 4	Romania	1 to 4
Iran	19	Senegal	1 to 4
Iraq	20	Singapore	1 to 4
Ireland	1 to 4	Slovakia	1 to 4
Italy	1 to 4	Somalia	1 to 4
Kurdistan ^β	1 to 4	South Africa	1 to 4
Kuwait	1 to 4	Spain	1 to 4
Latvia	1 to 4	Sri Lanka	1 to 4
Liechtenstein	1 to 4	Sudan	12
Lithuania	7	Syria	7
Moldova	5	Thailand	1 to 4
Morocco	1 to 4	Ukraine	26
Netherlands	1 to 4	United States of America	7
Nigeria	17	Vietnam	1 to 4
Pakistan	18	Yemen	1 to 4
Philippines	1 to 4	Zimbabwe	5
Poland	62	Total	327

^β self-defined by the user in a free text box

What is your living situation?

I am homeless and staying in temporary accommodation provided by Wakefield Council	9
I am staying at Urban House while waiting for a decision on my asylum claim	1 to 4
I am staying in a hotel while waiting for a decision on my asylum claim	10
I am staying in a house or flat provided by the Home Office while waiting for a decision on my asylum claim	1 to 4
I am staying with friends or relatives long-term	8
I am staying with friends or relatives temporarily	7
I live in a shared house owned by a private landlord	7
I live with a sponsor under the Homes for Ukraine programme	1 to 4
I own my property	79
I rent my property from a housing association (not Wakefield District Housing)	9
I rent my property from a private landlord	87
I rent my property from Wakefield District Housing	35
Total	263

Does anyone else live in your household?

Child or children over 18	30
Child or children under 18	135
Friends	12
Husband	85
Other	17
Other relatives	14
Parent or parents	26
Partner	62
People I don't know	18
Wife	48
Total	264

Are you registered with a GP (local doctor)?

Yes	300
No	10
Not sure	26
Total	336

How long have you lived in the UK?

More than five years	150
One to two years	78
One year or less	47
Two to five years	62
Total	337

How long have you lived in the Wakefield district?

Don't know	5
More than five years	107
One to two years	74
One year or less	75
Two to five years	71
Total	332

What is the main reason you moved to the UK?

For protection	105
Other	12
To join family members	95
To study	18
To work	106
Total	336

What is your first or preferred language? (this table is split over two pages)

Afrikaans	1 to 4	Igbo	1 to 4
Albanian	1 to 4	Kurdish	23
Amharic	1 to 4	Kurdish Sorany ^β	1 to 4
Arabic	25	Latvian	1 to 4
Azerbaijan	1 to 4	Lithuanian	8
Bulgarian	1 to 4	Malayalam	1 to 4
Cantonese Chinese	29	Mandarin Chinese	1 to 4
Czech	1 to 4	Marrte ^β	1 to 4
Dari ^β	1 to 4	Oroma ^β	1 to 4
Dutch	1 to 4	Pakistani Pihari (with Mirpuri and Potwari)	1 to 4
English	44	Panjabi	1 to 4
Farsi ^β	10	Pashto	7
French	1 to 4	Persian or Farsi	7
Gambian	1 to 4	Polish	63
Hrati ^β	1 to 4	Romanian	6
Hungarian	1 to 4	Russian	5

What is your first or preferred language? (this table is split over two pages)			
Shona	1 to 4	Tamil	1 to 4
Sinhala	1 to 4	Telugu	1 to 4
Slovak	1 to 4	Thai	1 to 4
Somali ^β	1 to 4	Tigrinya	1 to 4
Somalian ^β	1 to 4	Ukrainian	23
Sonike ^β	1 to 4	Urdu	9
Soninke ^β	1 to 4	Urhobo ^β	1 to 4
Spanish	1 to 4	Vietnamese	1 to 4
Syrian ^β	1 to 4	Yoruba	1 to 4
Tagalog or Filipino	1 to 4	Total	334
^β self-defined by the user in a free text box			

What is the highest level of education you have achieved so far?	
All of primary or elementary school	16
All of secondary or high school	106
All of university	121
Don't know	9
None	18
Some of primary or elementary school	9
Some of secondary or high school	13
Some of university	46
Total	338

Which of the following best describes your current working status?			
Not allowed to work	11	Unemployed and not looking for work	16
Not well enough to work – long-term	7	Volunteering	6
Not working because I care for children or adults at home	26	Working	18
Retired	10	Working as a volunteer (unpaid work)	1 to 4
Self-employed	11	Working full time (30 hours or more per week)	90
Studying full time	13	Working full time - studying part time	1 to 4
Studying part time	7	Working part time (8-29 hours per week)	40
Unemployed	1 to 4	Working part time (less than 8 hours per week)	1 to 4
Unemployed and looking for work	35	Total	298

If you are working, what is your area of work?

Administration	9
Business	6
Charity	1 to 4
Construction	1 to 4
Education	12
Engineering	1 to 4
Finance	9
Hair and beauty	1 to 4
Hospitality and leisure	21
IT/technology	14
Law	1 to 4
Manufacturing	27
Media/creative	1 to 4
Medicine/NHS	13
Retail	7
Social care	23
Tradesperson	1 to 4
Transport/driver	6
Warehousing	36
Total	201

What is your age?

16 to 17	9
18 to 24	37
25 to 34	88
35 to 44	112
45 to 54	51
55 to 64	27
65 to 74	6
75 or over	1 to 4
Total	331

What is your sex?

Female	189
Male	144
Prefer not to say	1 to 4
Total	334

Is your gender identity the same as the sex you were registered at birth?	
No, it is different	1 to 4
Prefer not to say	11
Yes, it is the same	311
Total	323

Are you pregnant?	
No	268
Yes	8
Total	276

Are you currently on maternity leave?	
No	258
Prefer not to say	1 to 4
Yes	7
Total	269

Have you given birth within the past two years?	
No	254
Prefer not to say	1 to 4
Yes	14
Total	270

Do you have a disability?	
No	262
Prefer not to say	9
Yes	27
Total	298

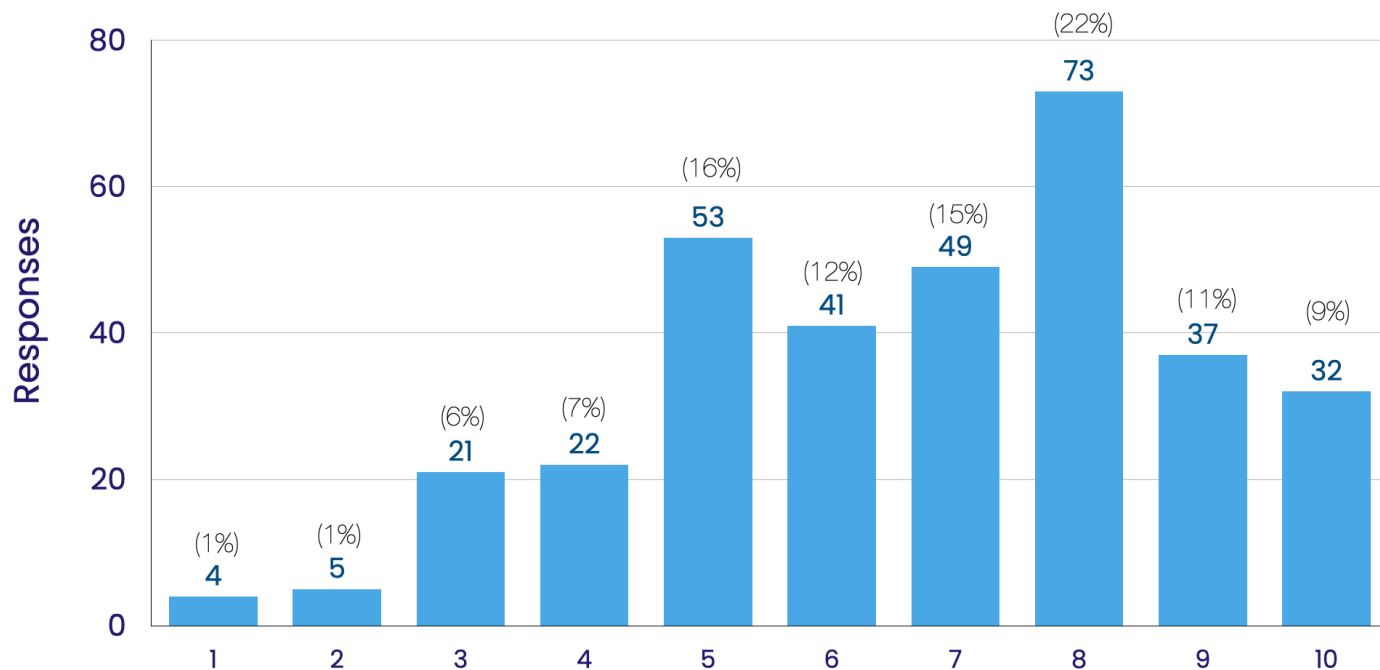
What is your religion?	
Buddhist	9
Christian	169
Muslim	101
No religion	42
Prefer not to say	11
Sikh	1 to 4
Total	333

What is your legal marital or registered civil partnership status?	
Divorced	15
Formerly in a civil partnership, which is now legally dissolved	1 to 4
In a registered civil partnership	9
Married	164
Never married and never registered in a civil partnership	51
Prefer not to say	25
Separated	6
Separated but still legally married	6
Single	29
Widowed	7
Total	313

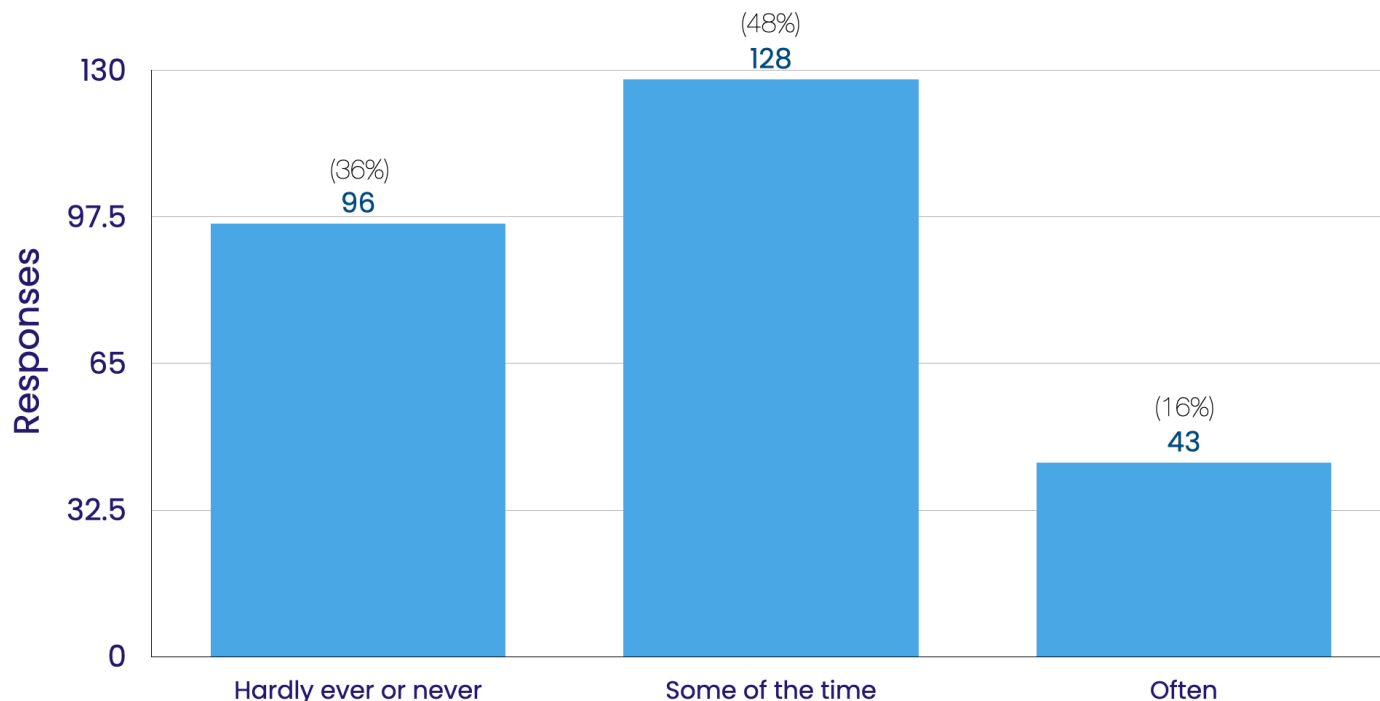
What is your sexual orientation?	
Bisexual	5
Gay or lesbian	1 to 4
Prefer not to say	49
Straight or heterosexual	235
Total	311

Appendix 2b: Responses to survey questions on health and wellbeing

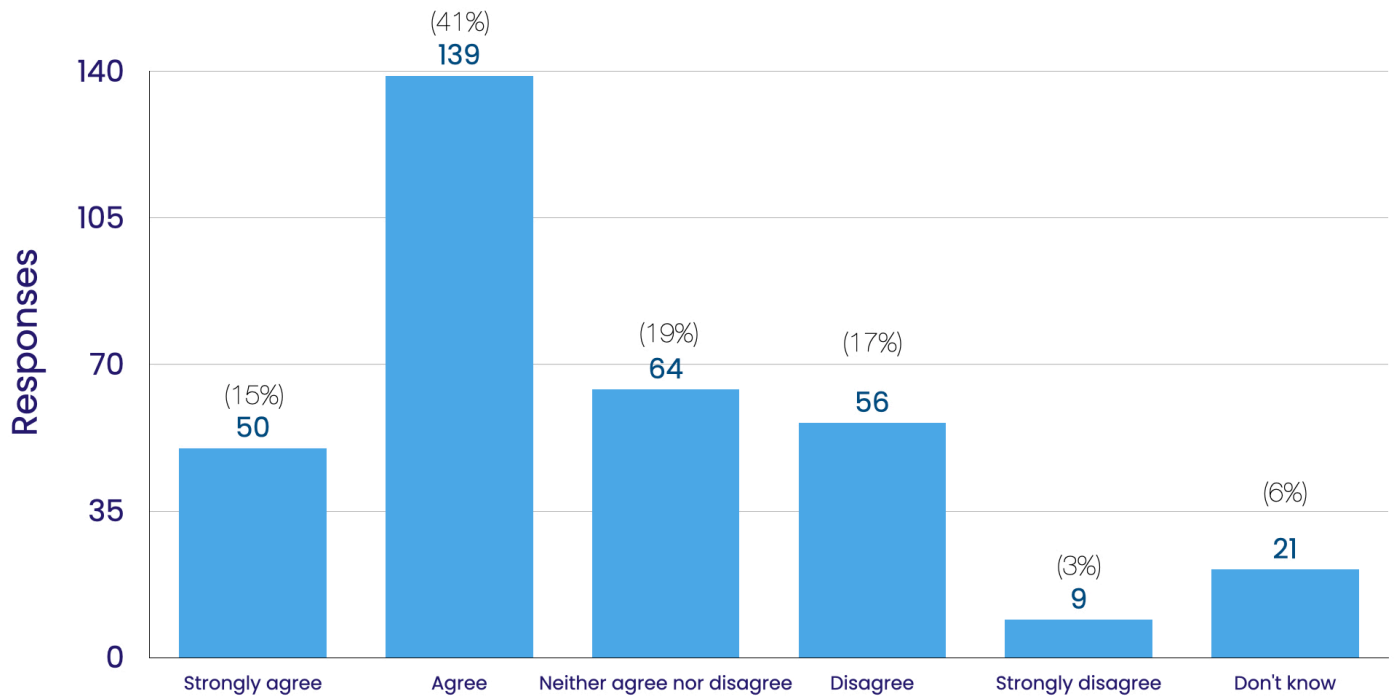
How would you score your health and wellbeing (score 1 to 10)?



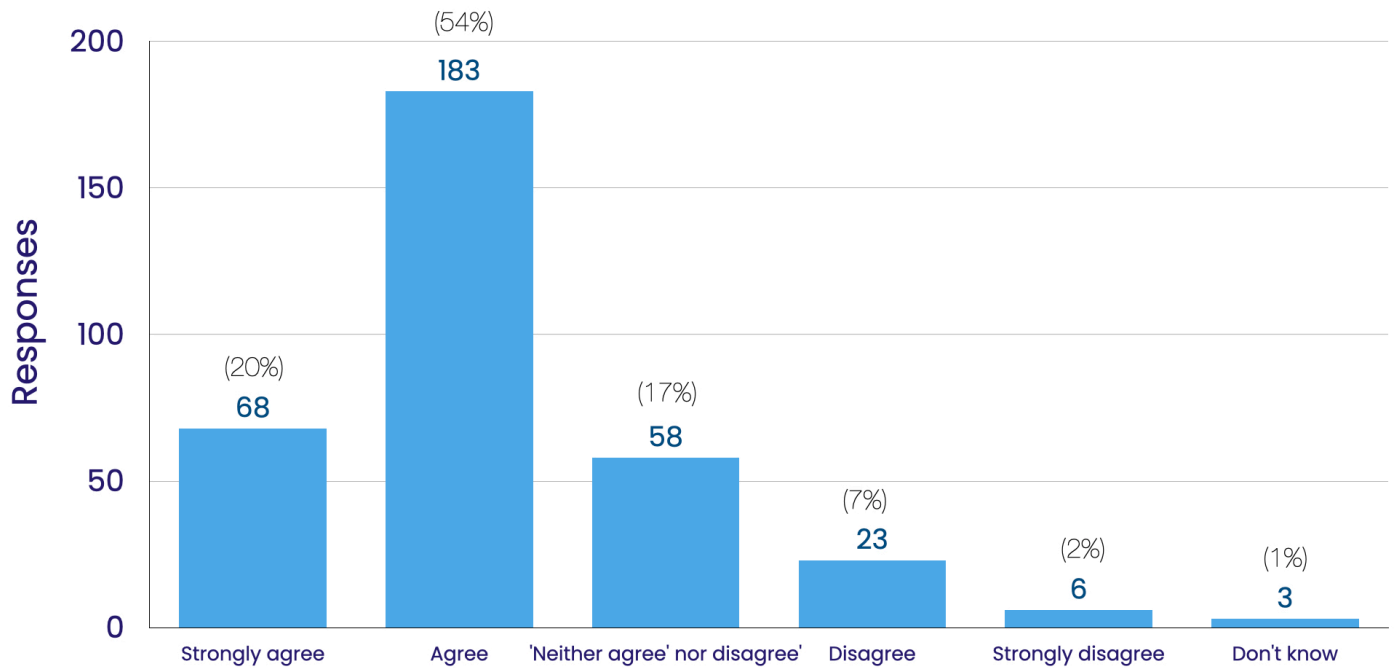
Do you ever feel lonely?



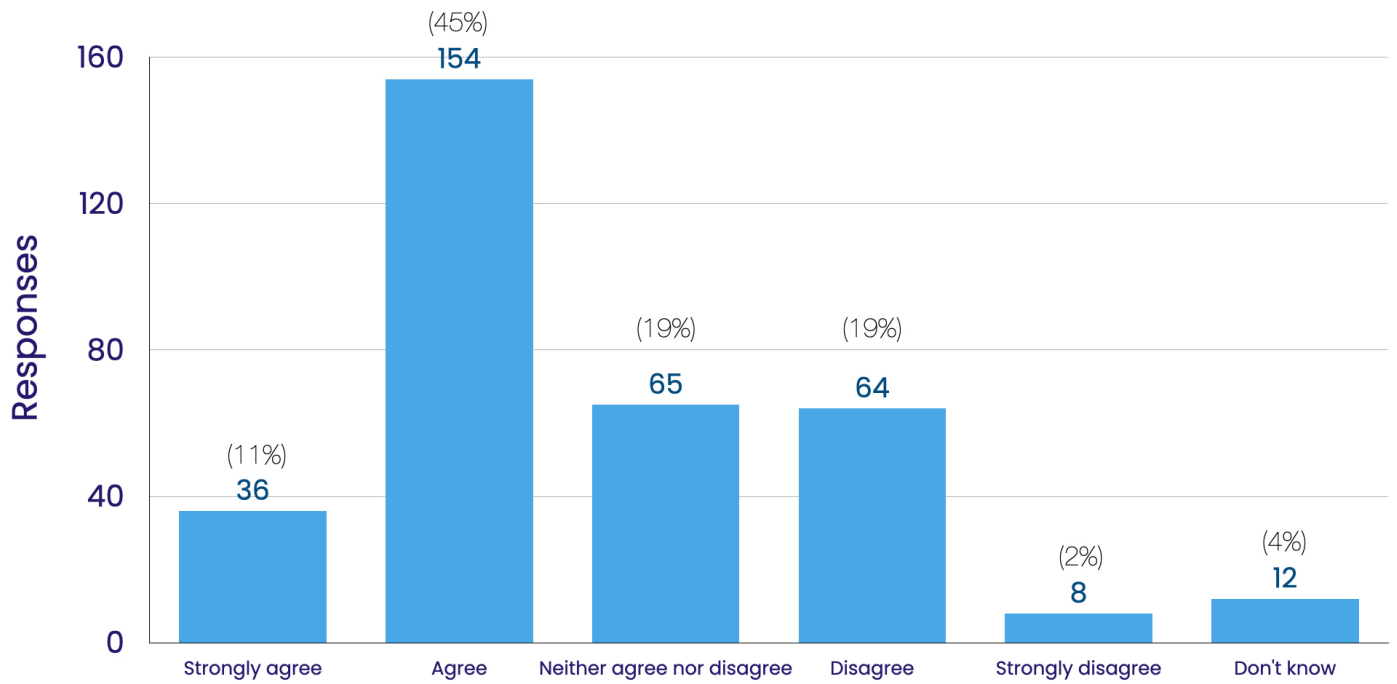
If I need support with my health and wellbeing I always know where to get help



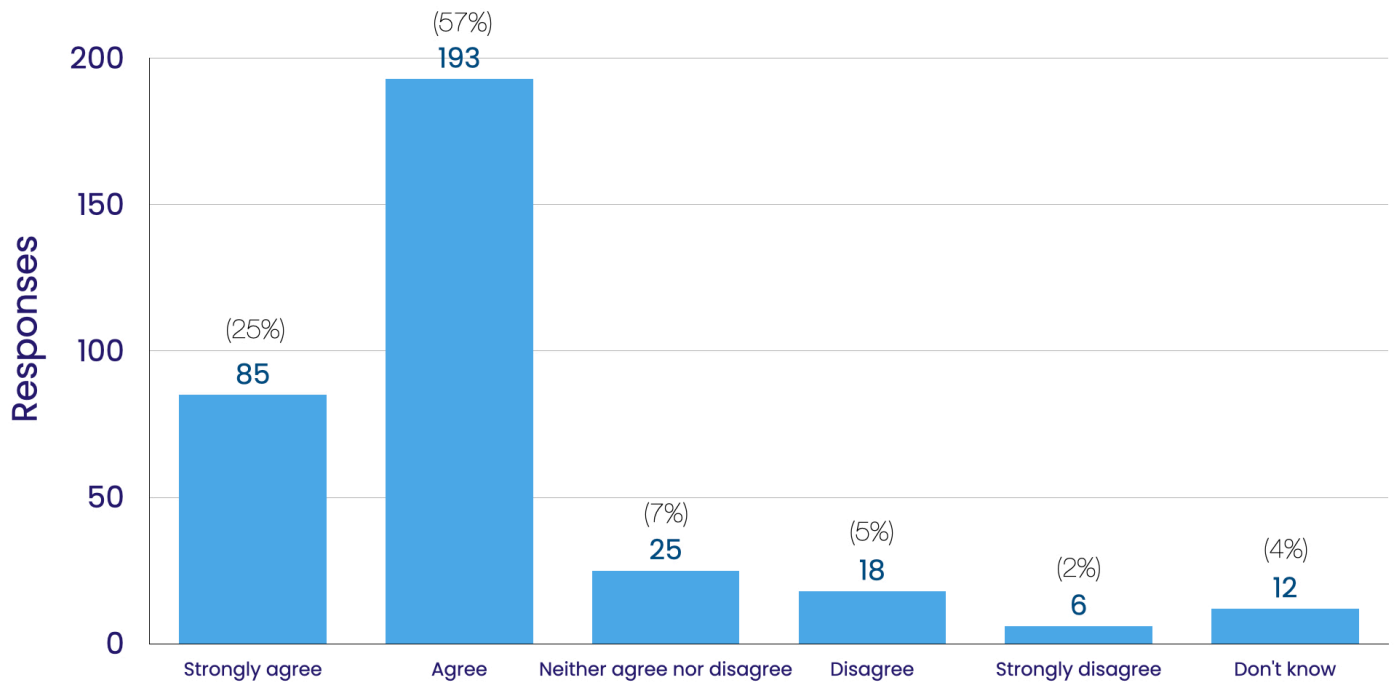
I am able to obtain the medicines I need



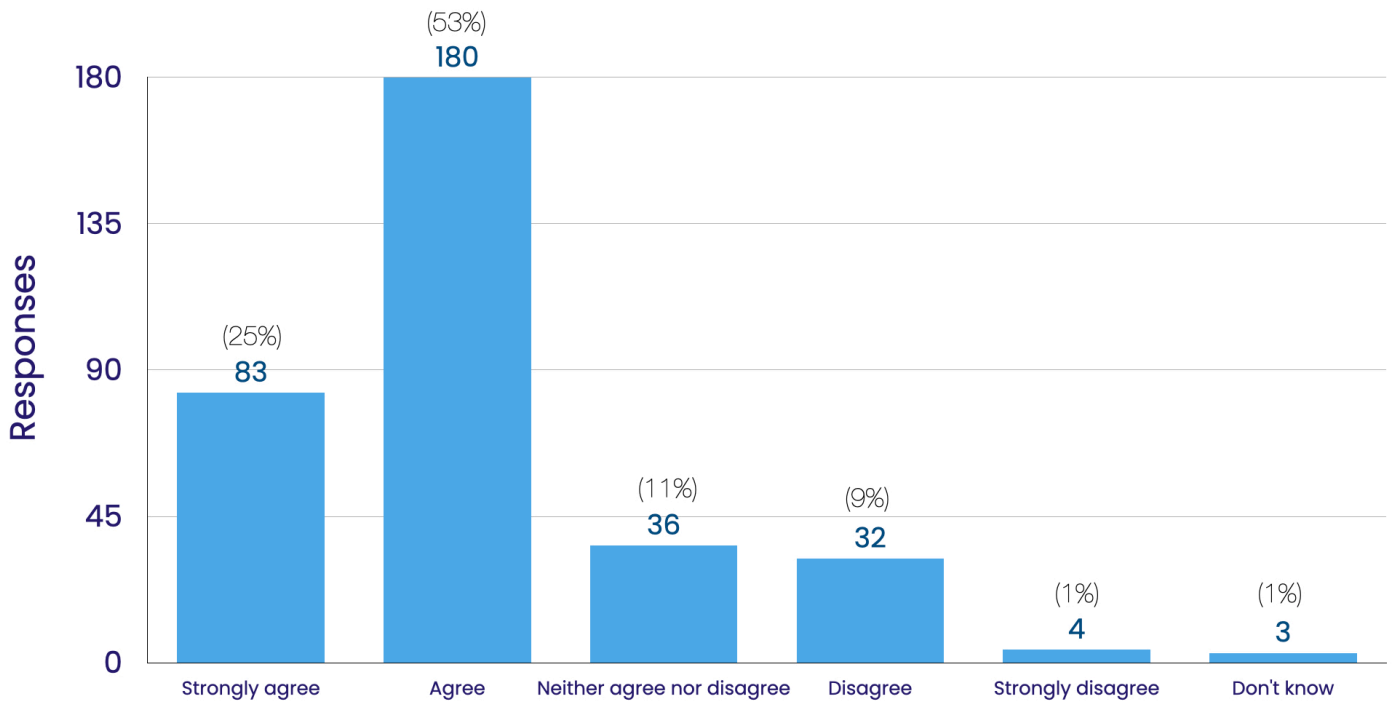
Information I've seen about healthcare is clear and easy to understand



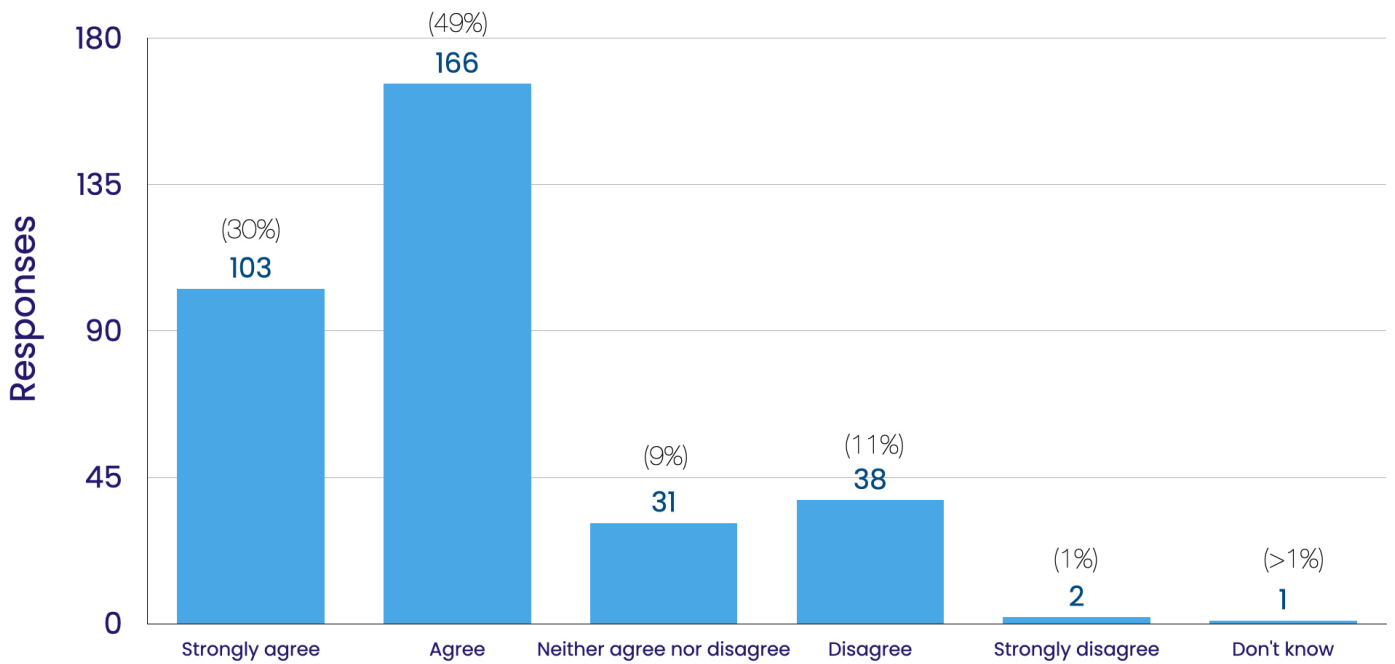
I know how to make an appointment



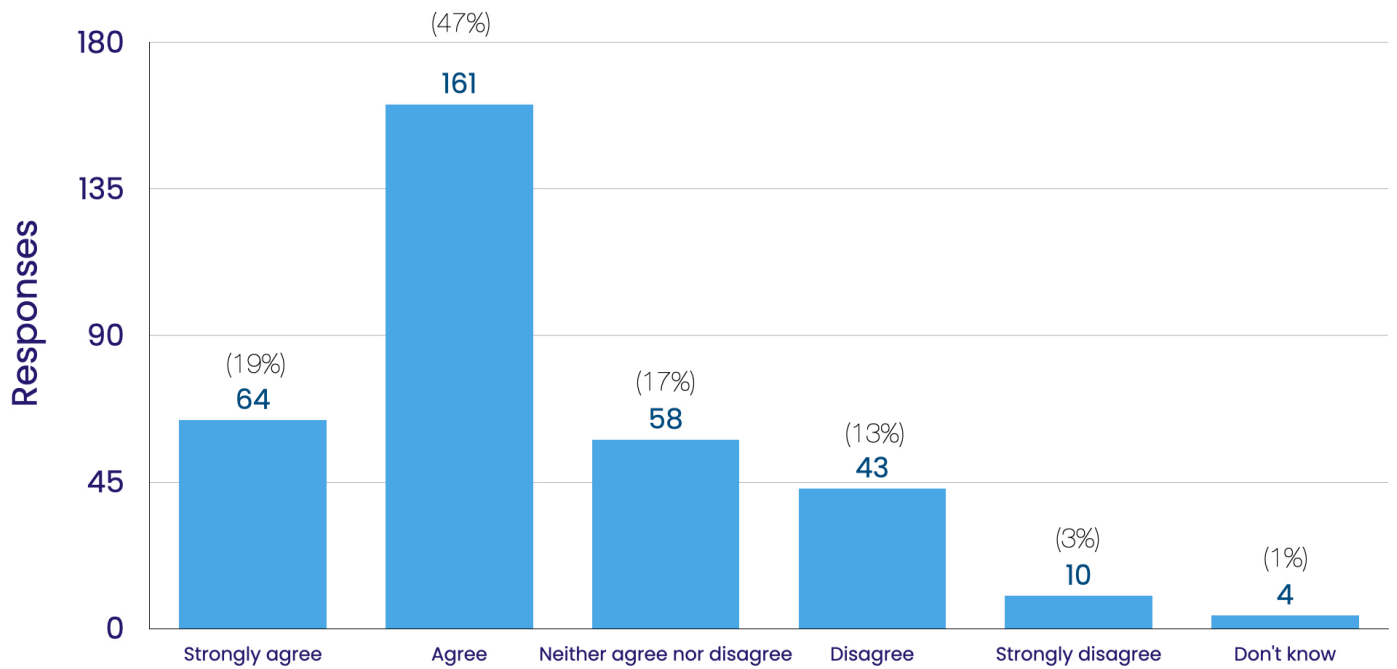
I am able to travel to appointments easily



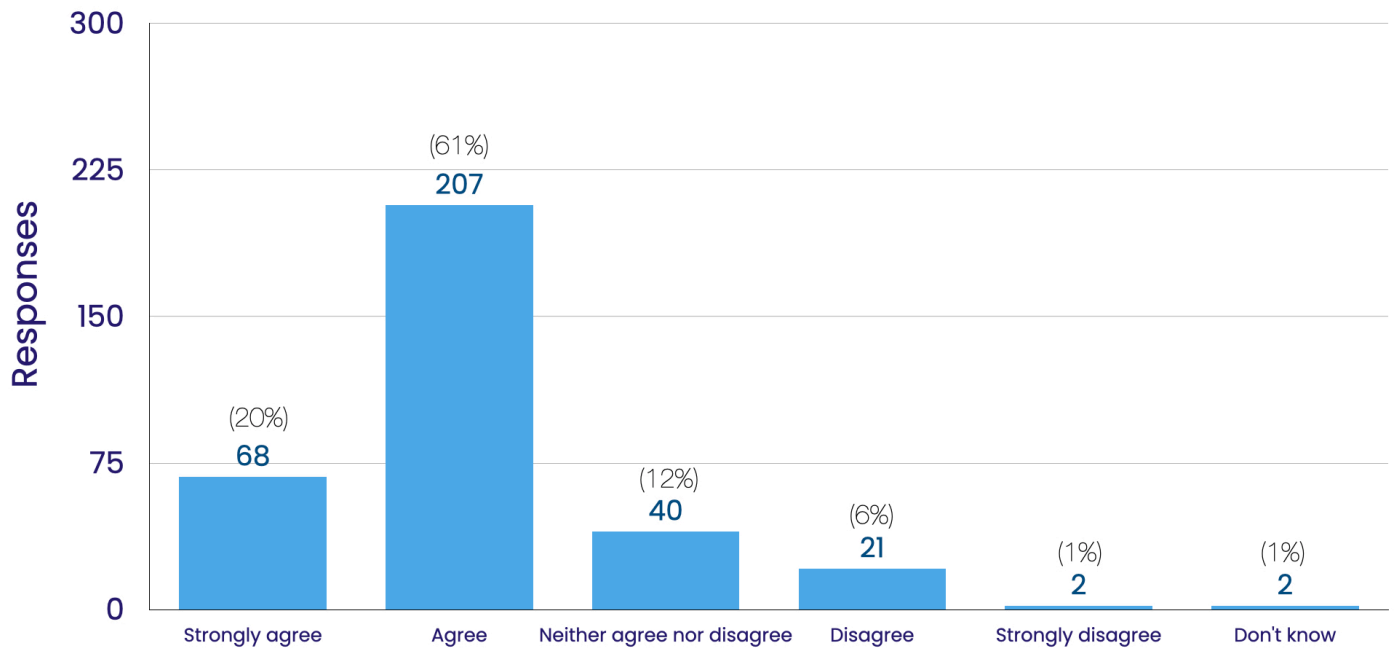
I can get into and move around buildings comfortably



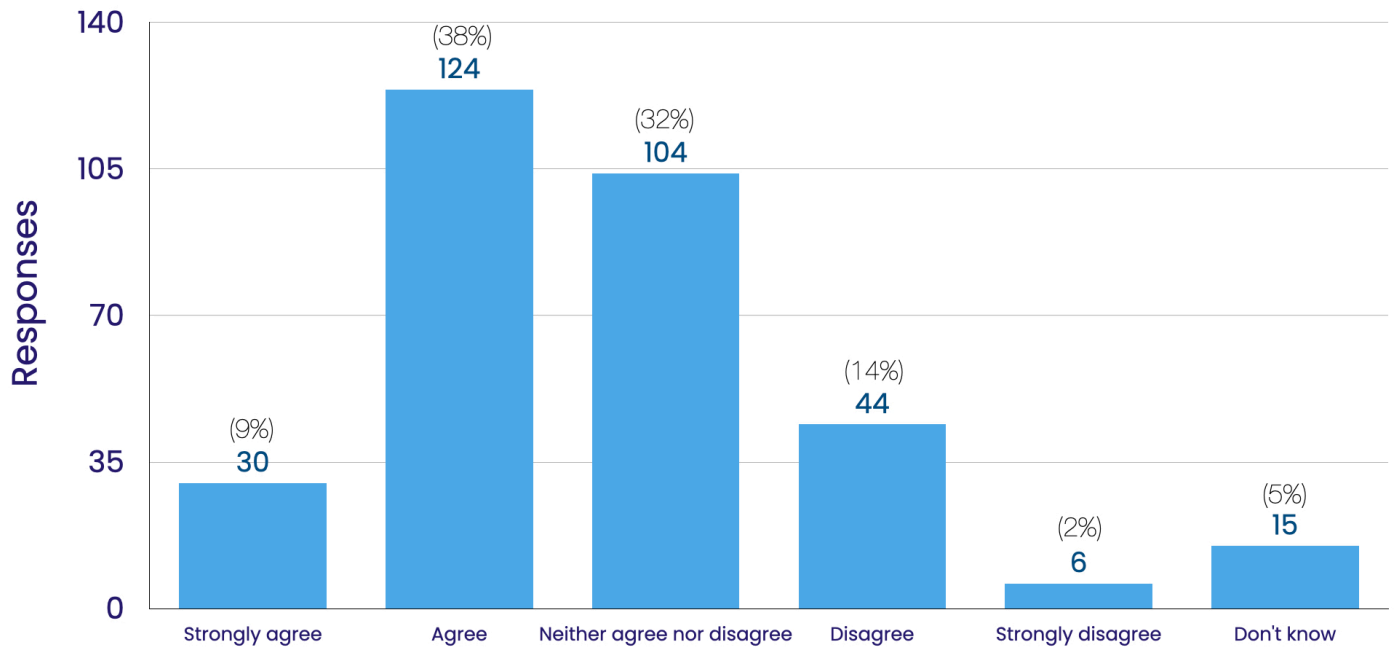
Staff members and I can understand each other well



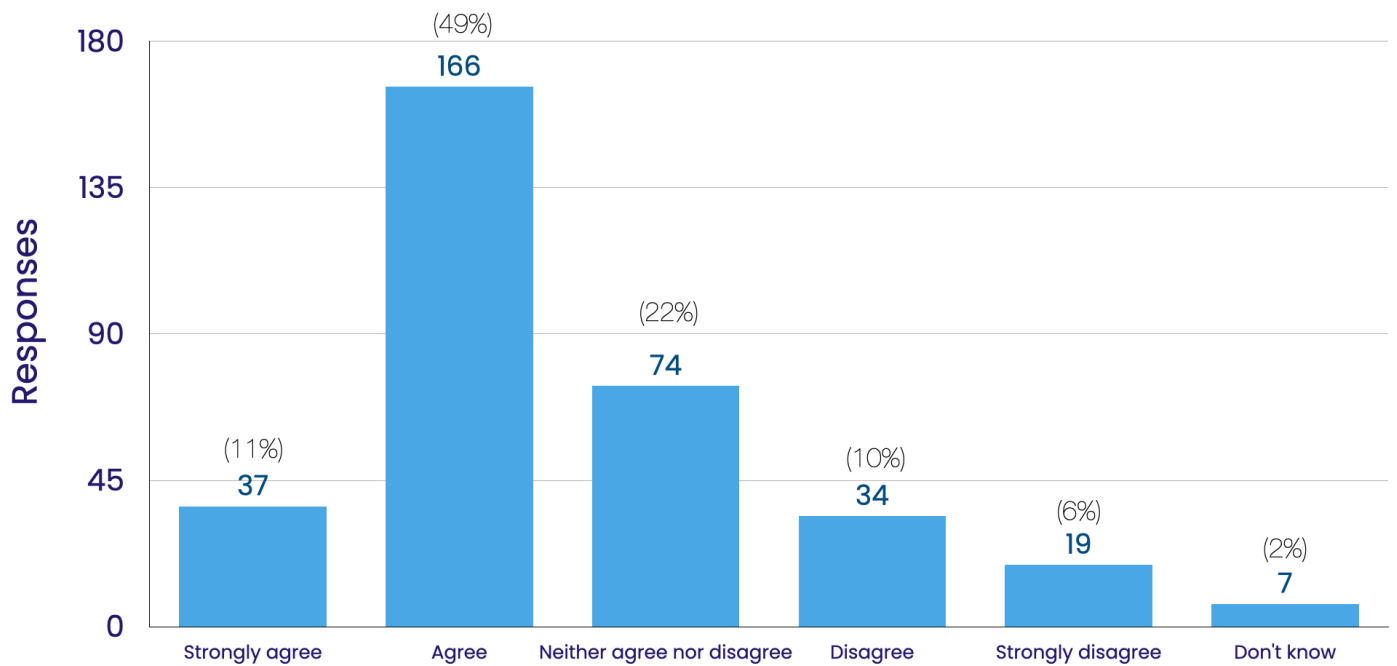
I am treated respectfully and without discrimination



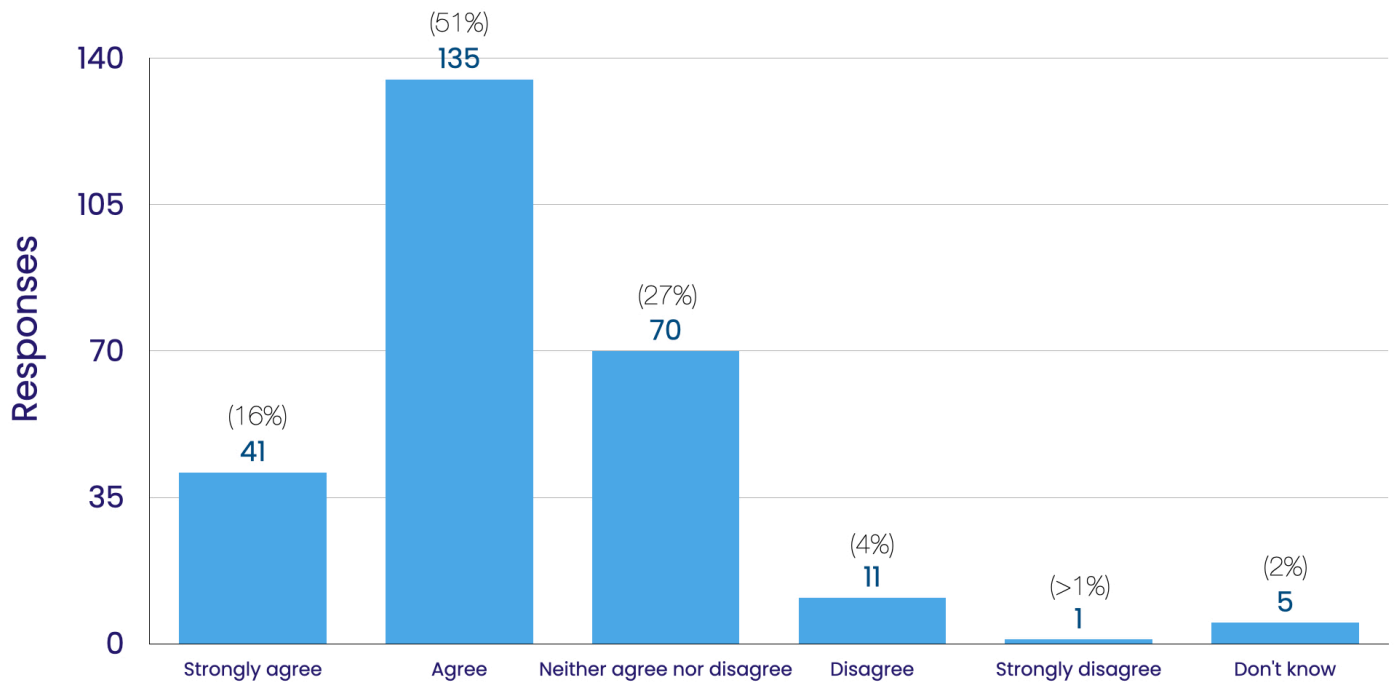
If you have experienced trauma, staff are caring



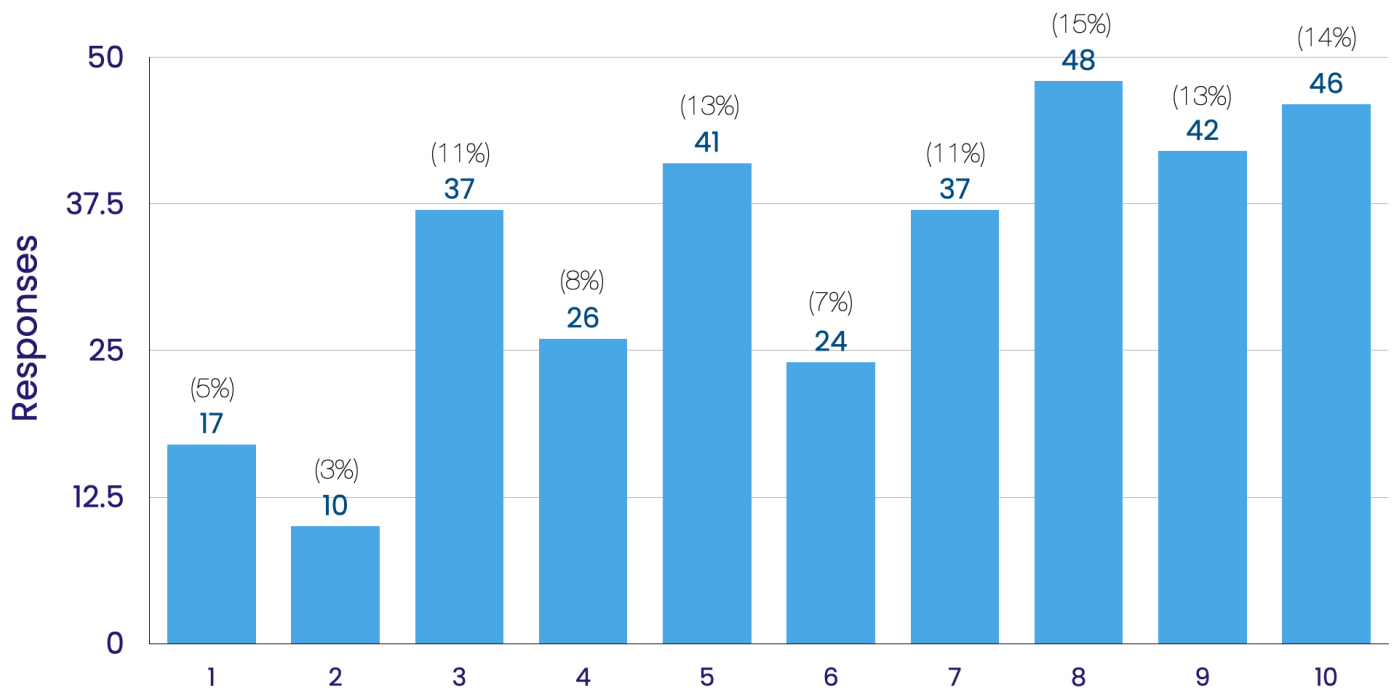
My cultural needs are met



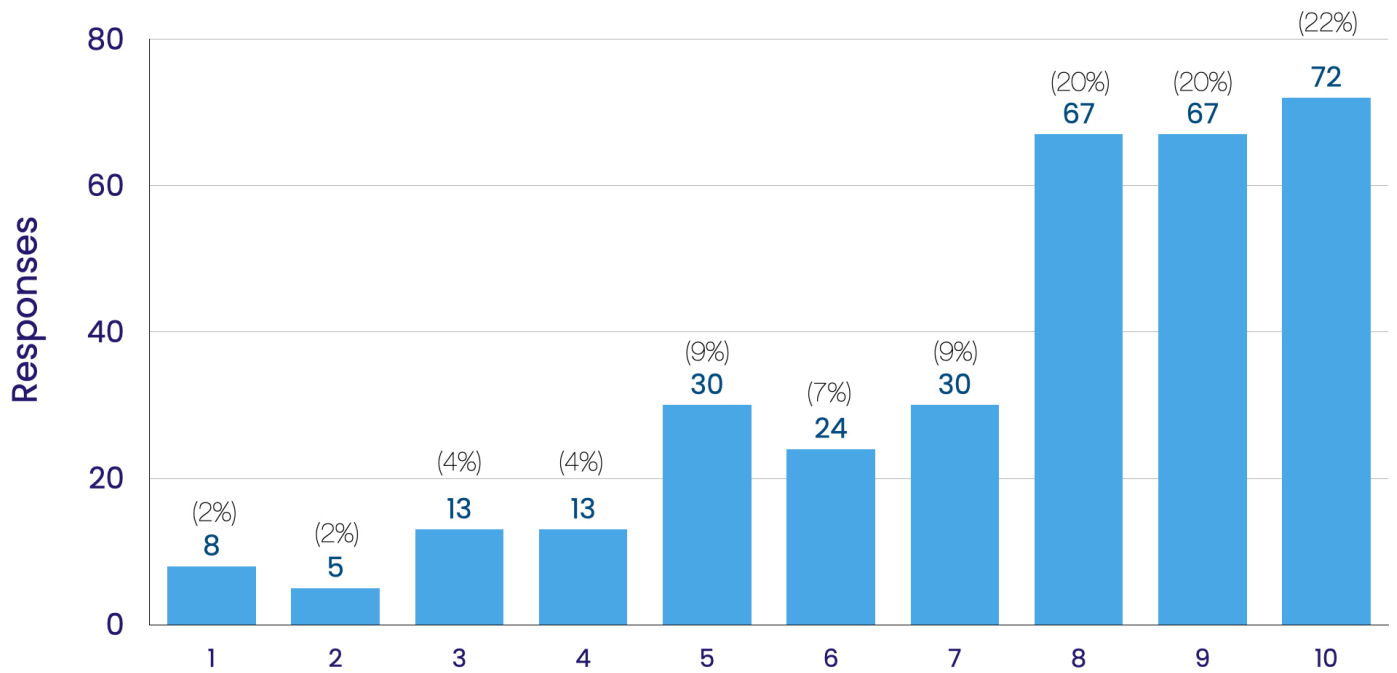
My faith needs are met



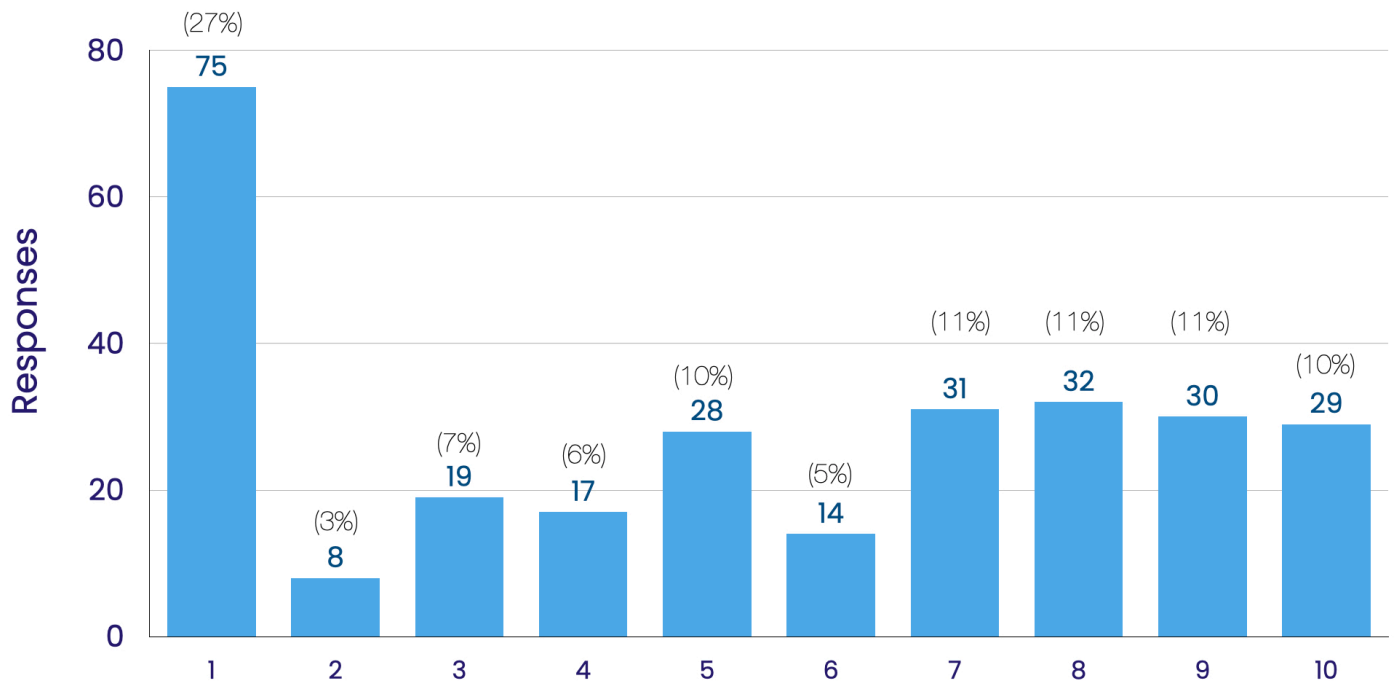
How would you rate the GP (local doctor)?



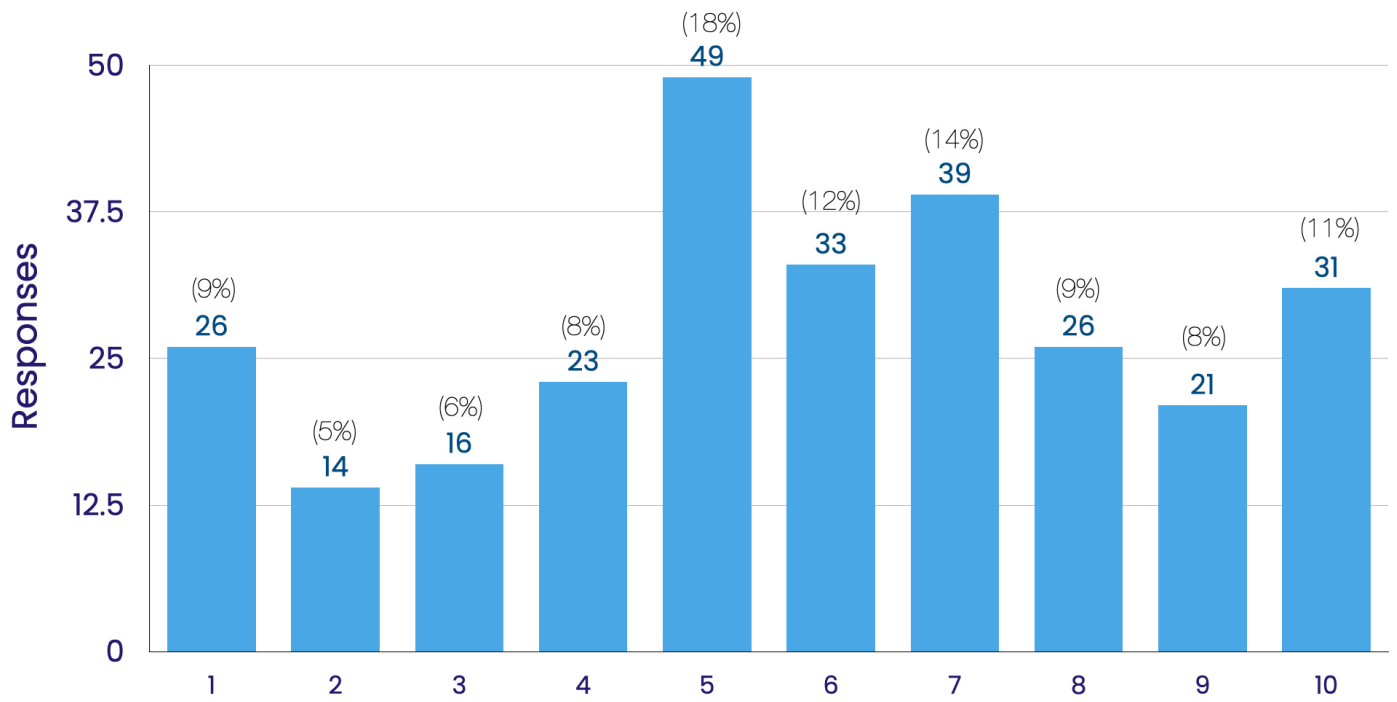
How would you rate the pharmacy?



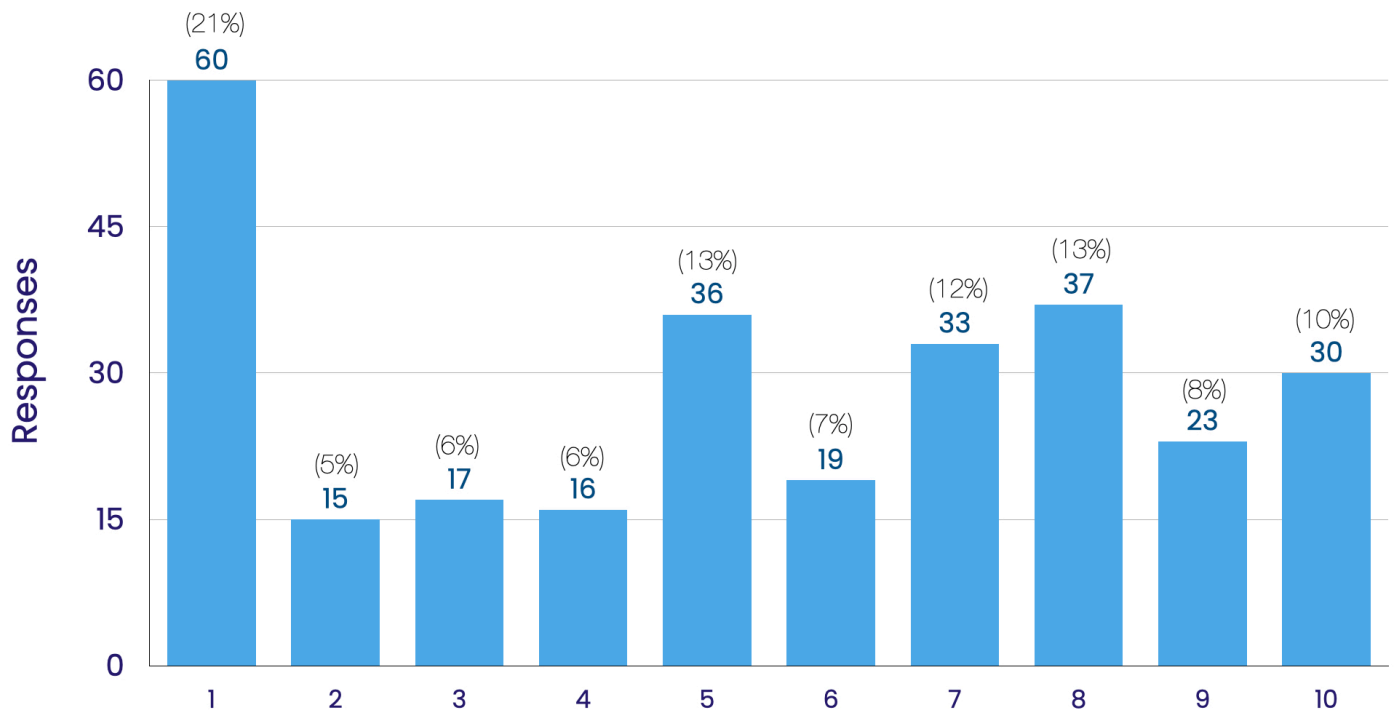
How would you rate the dentist?



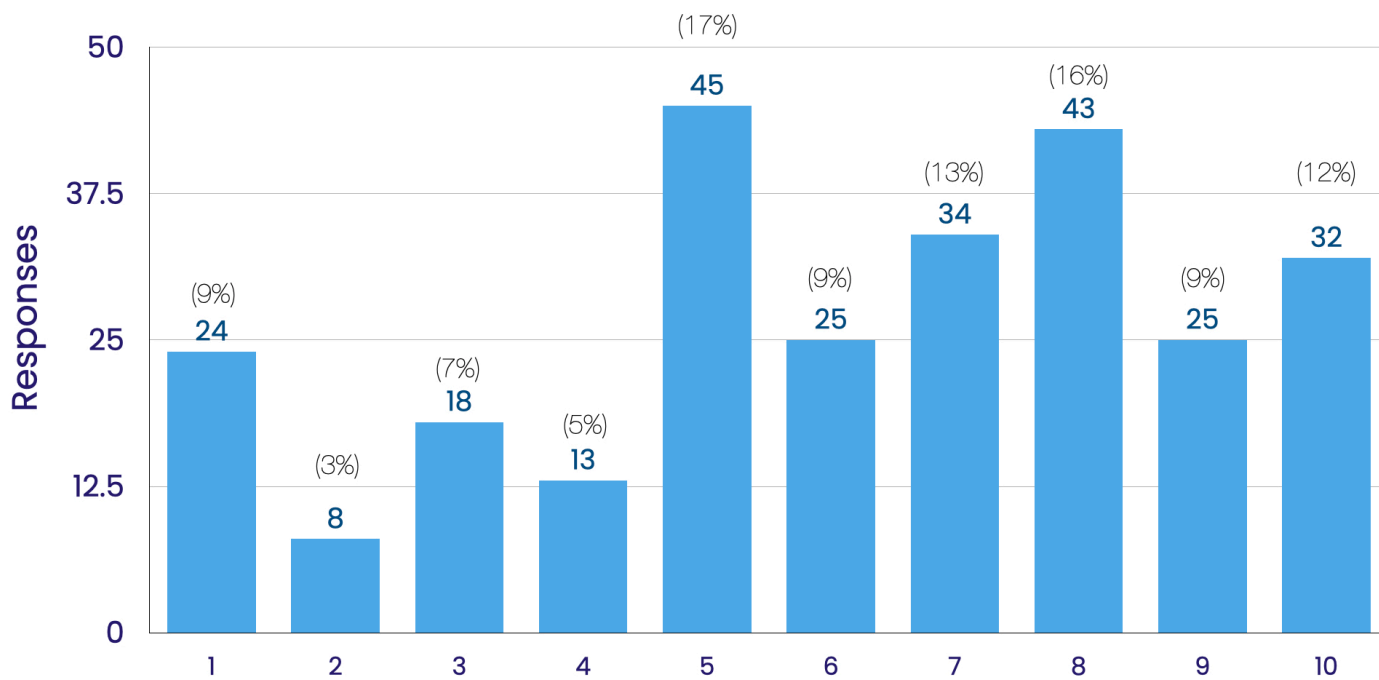
How would you rate the walk-in centre?



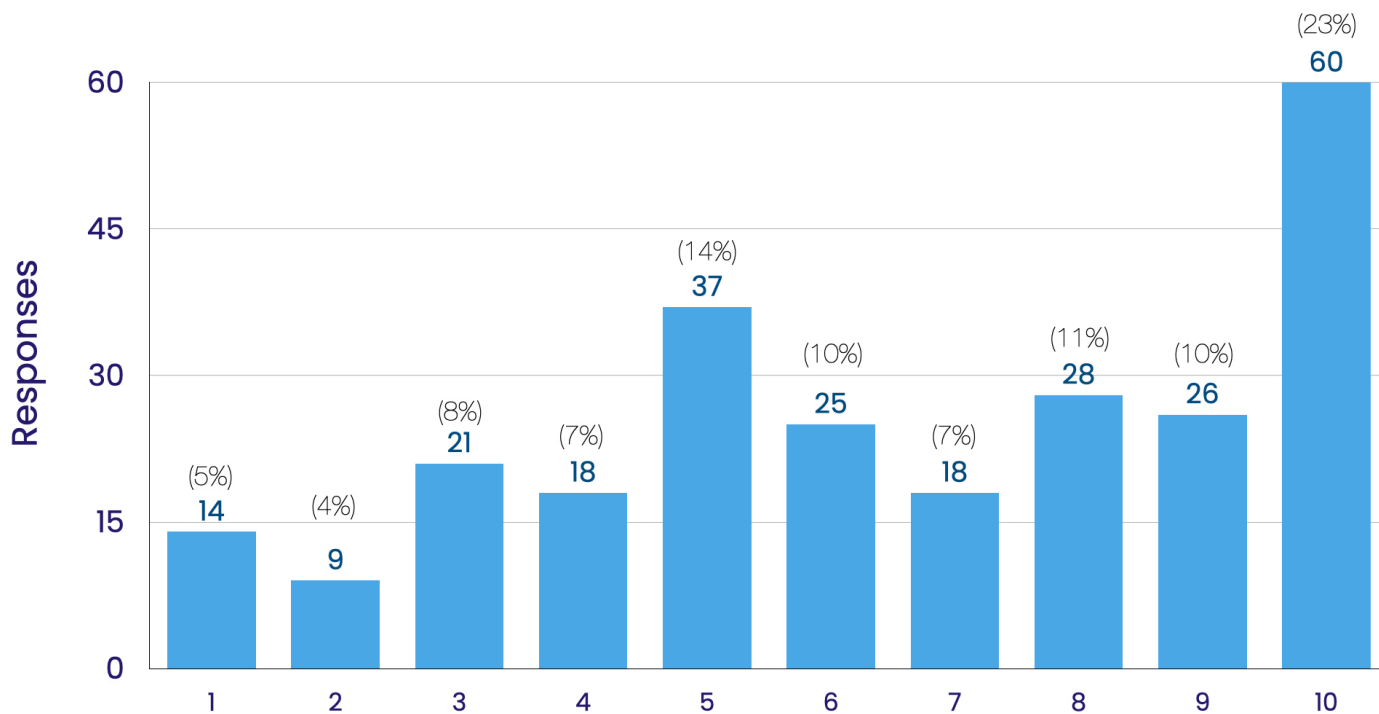
How would you rate the hospital in an emergency?



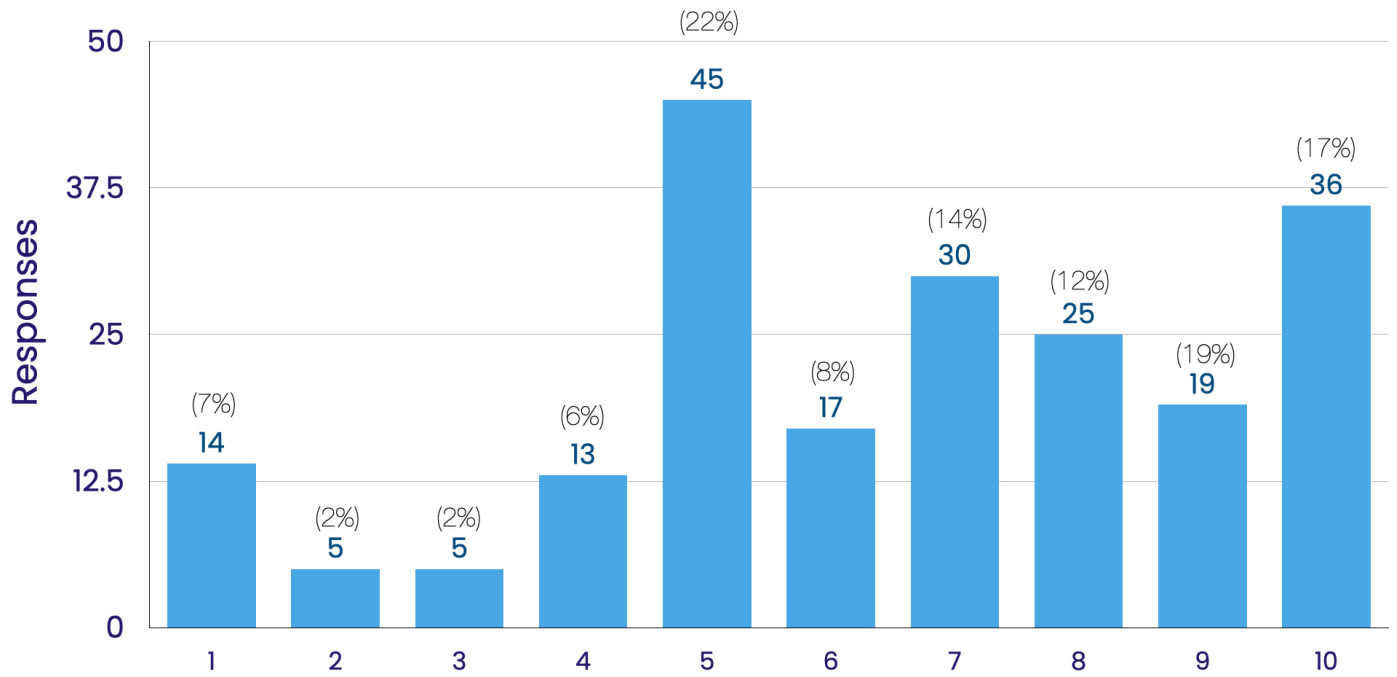
How would you rate the hospital not in an emergency?



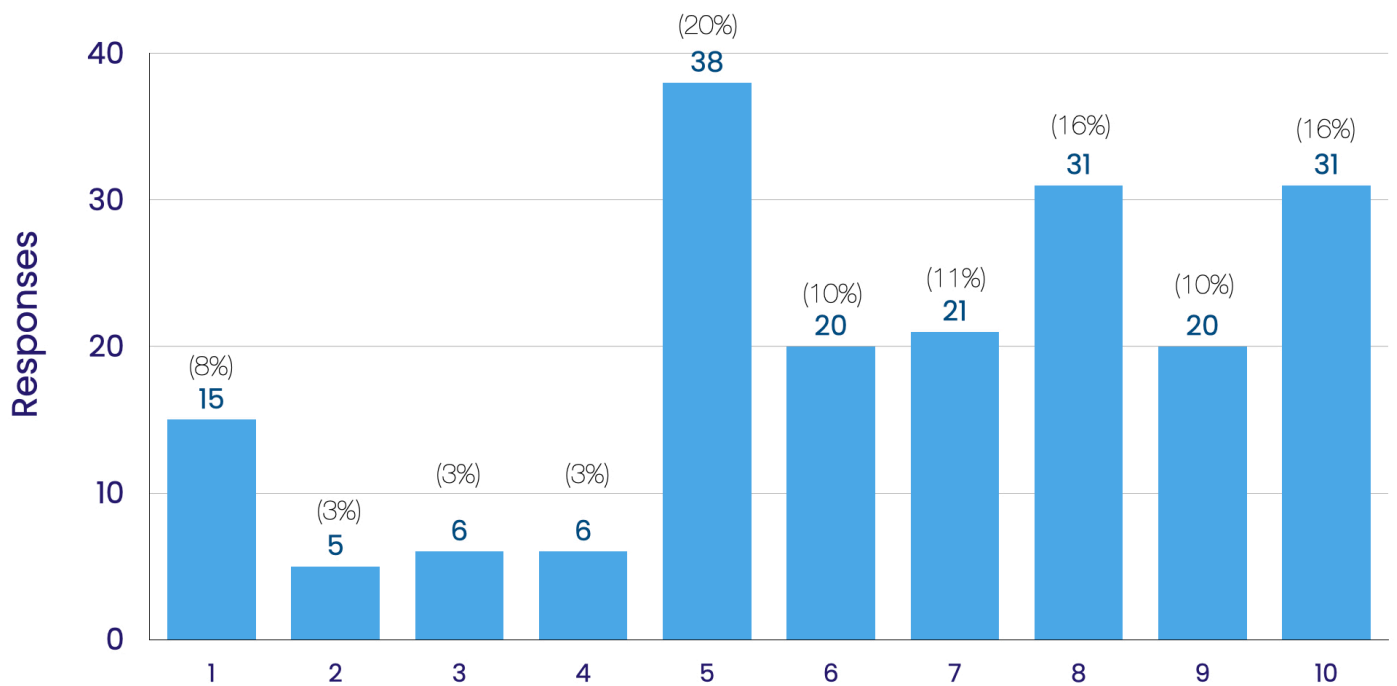
How would you rate NHS 111?



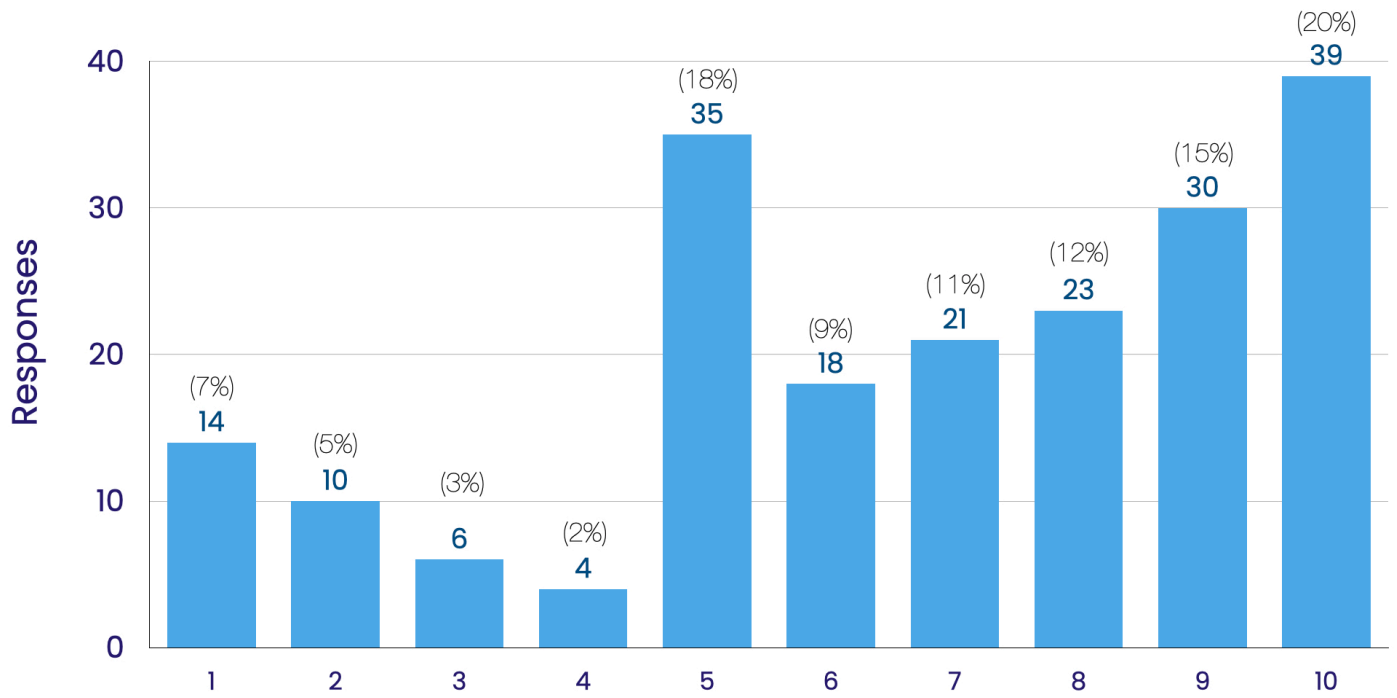
How would you rate sexual health services?



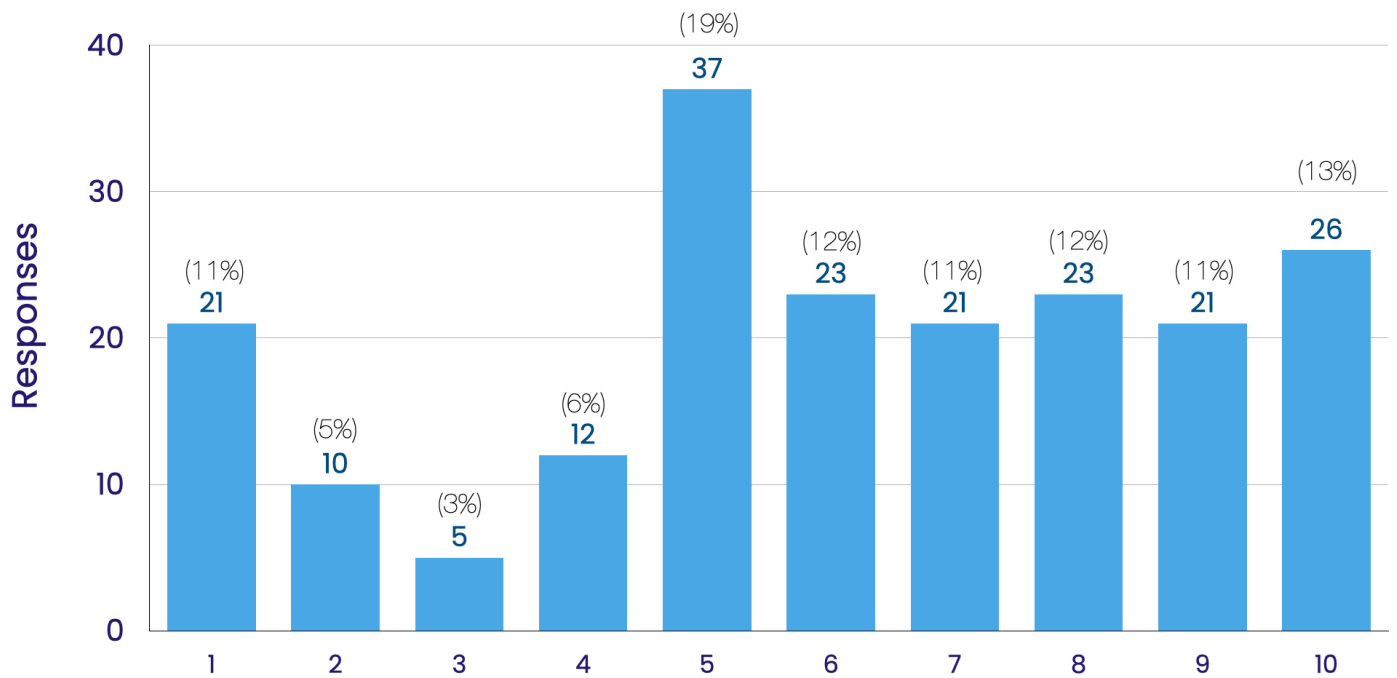
How would you rate the midwife?



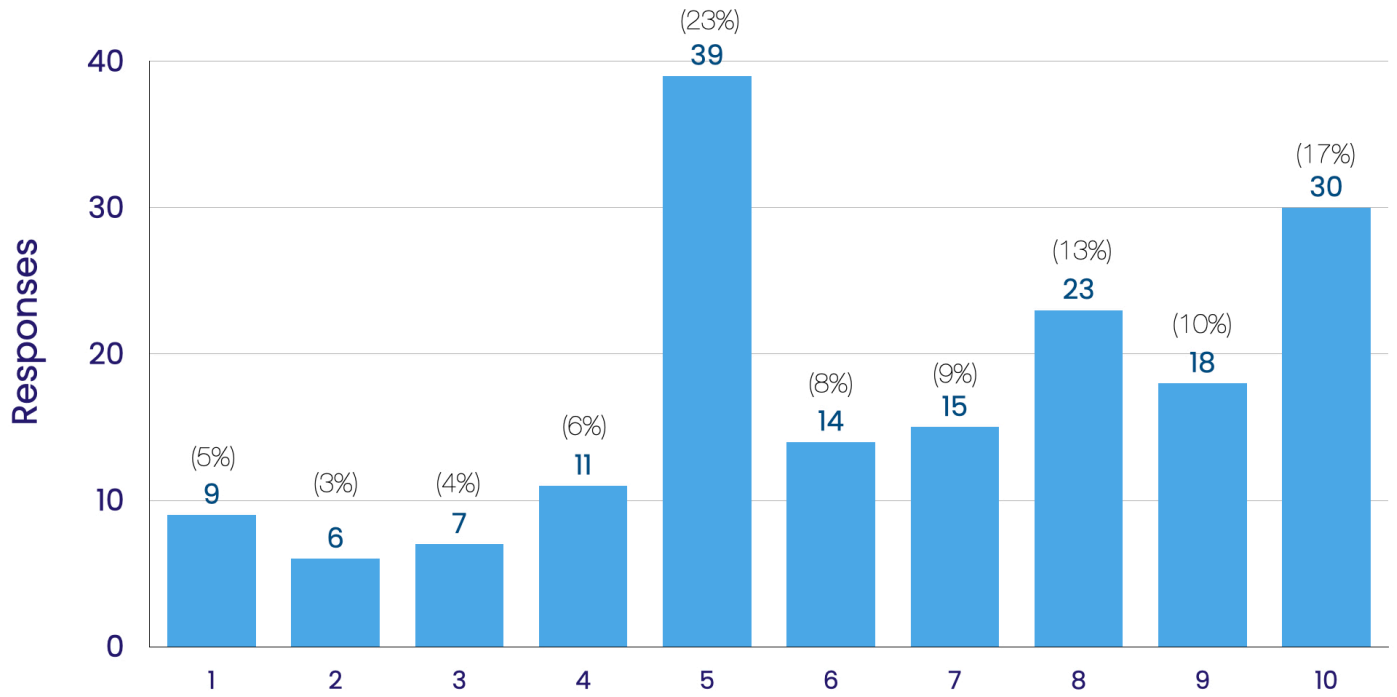
How would you rate the health visitor?



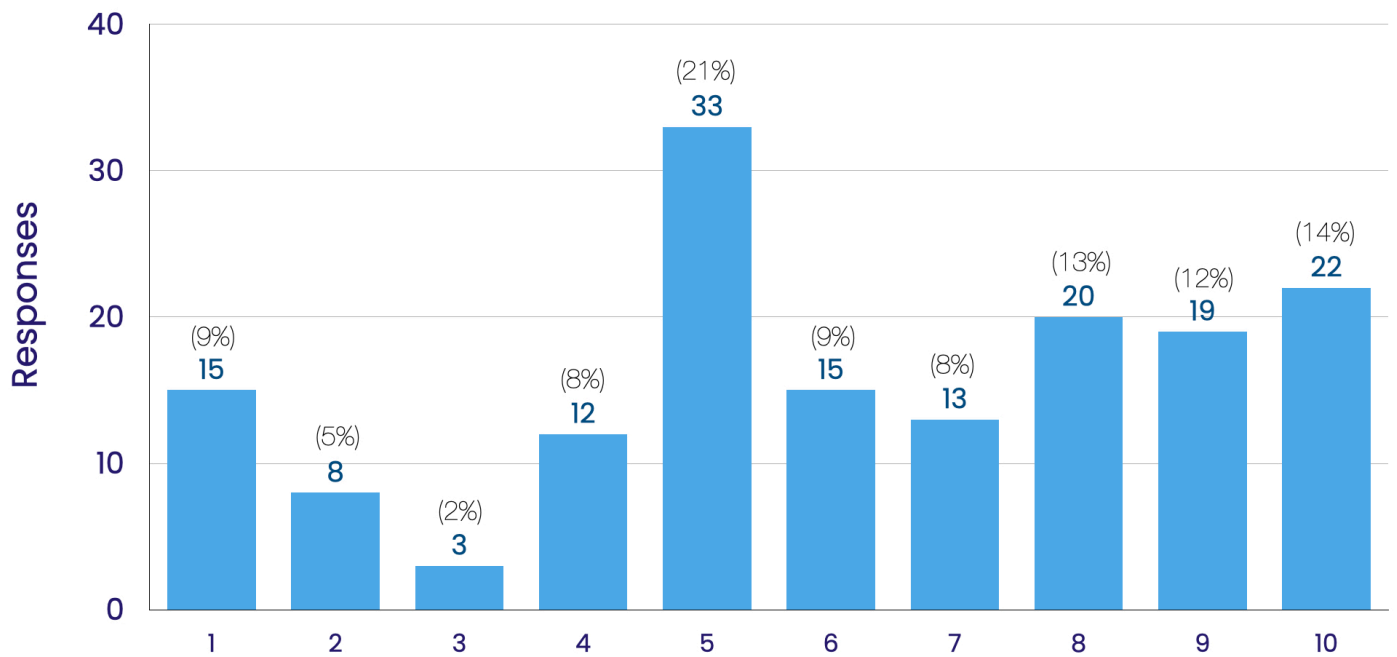
How would you rate the school nurse?



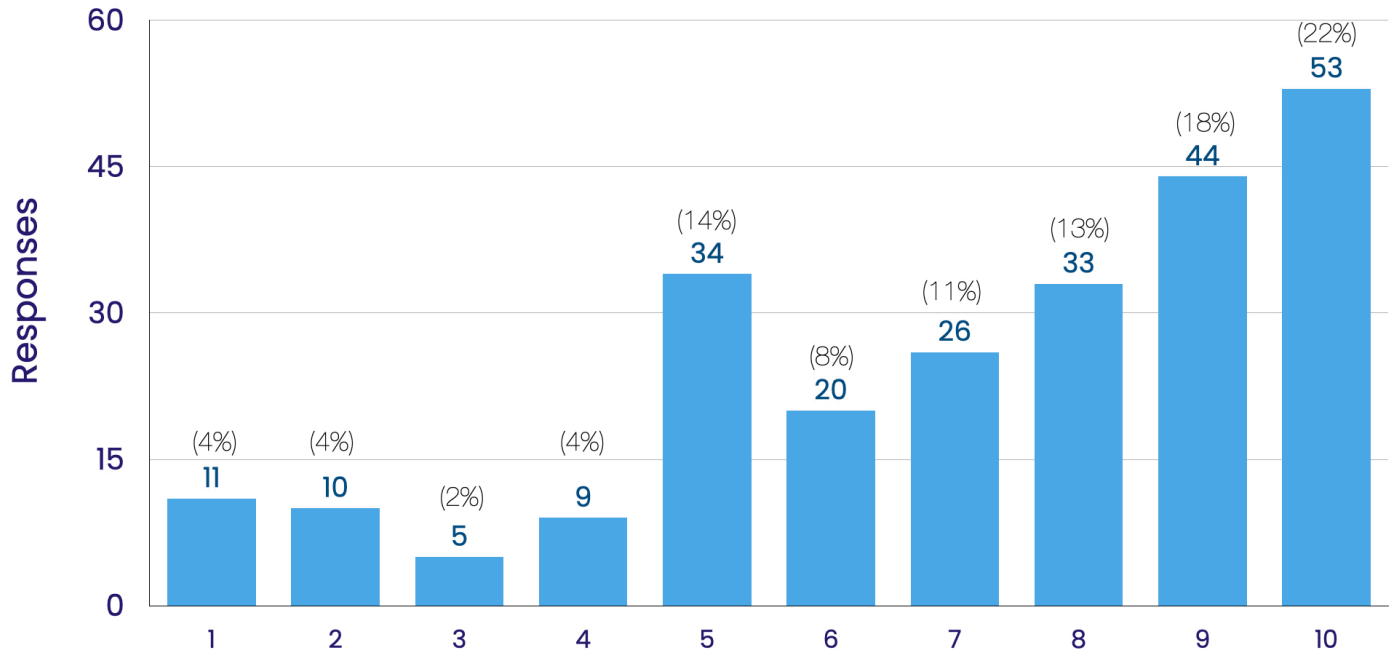
How would you rate physiotherapy?



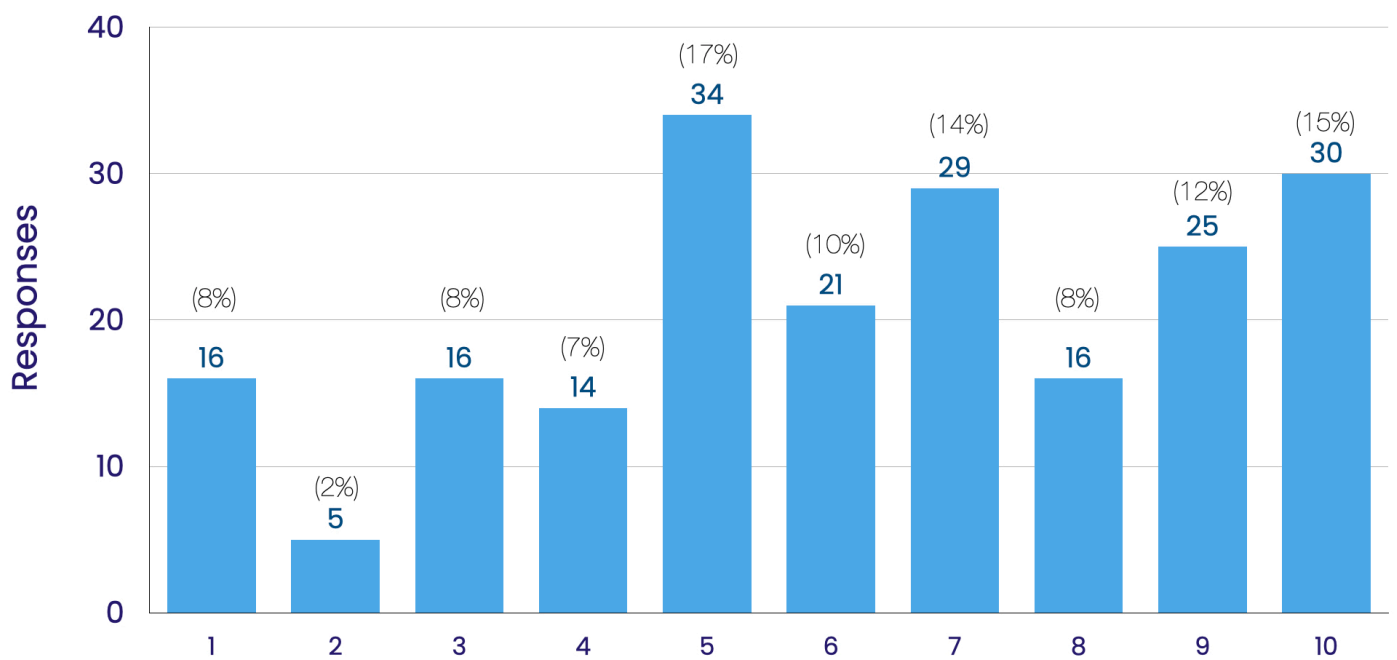
How would you rate occupational therapy?



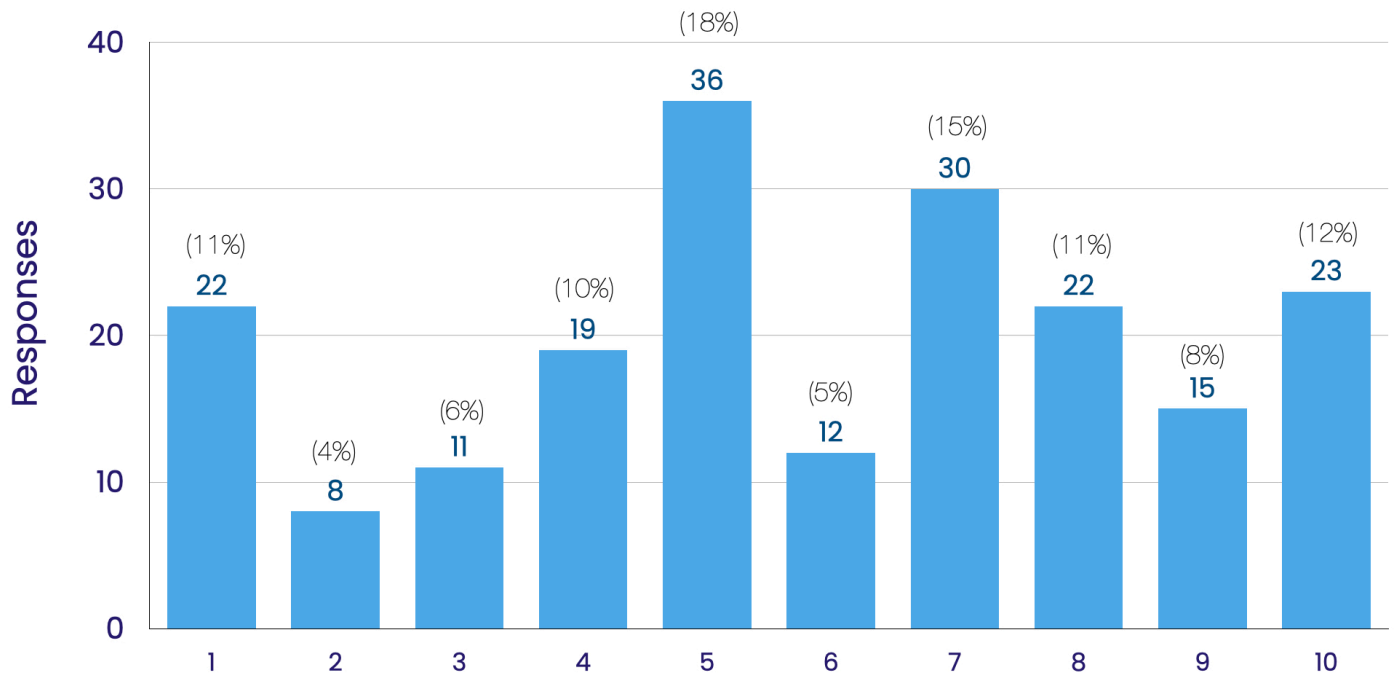
How would you rate the opticians (glasses and eye care)?



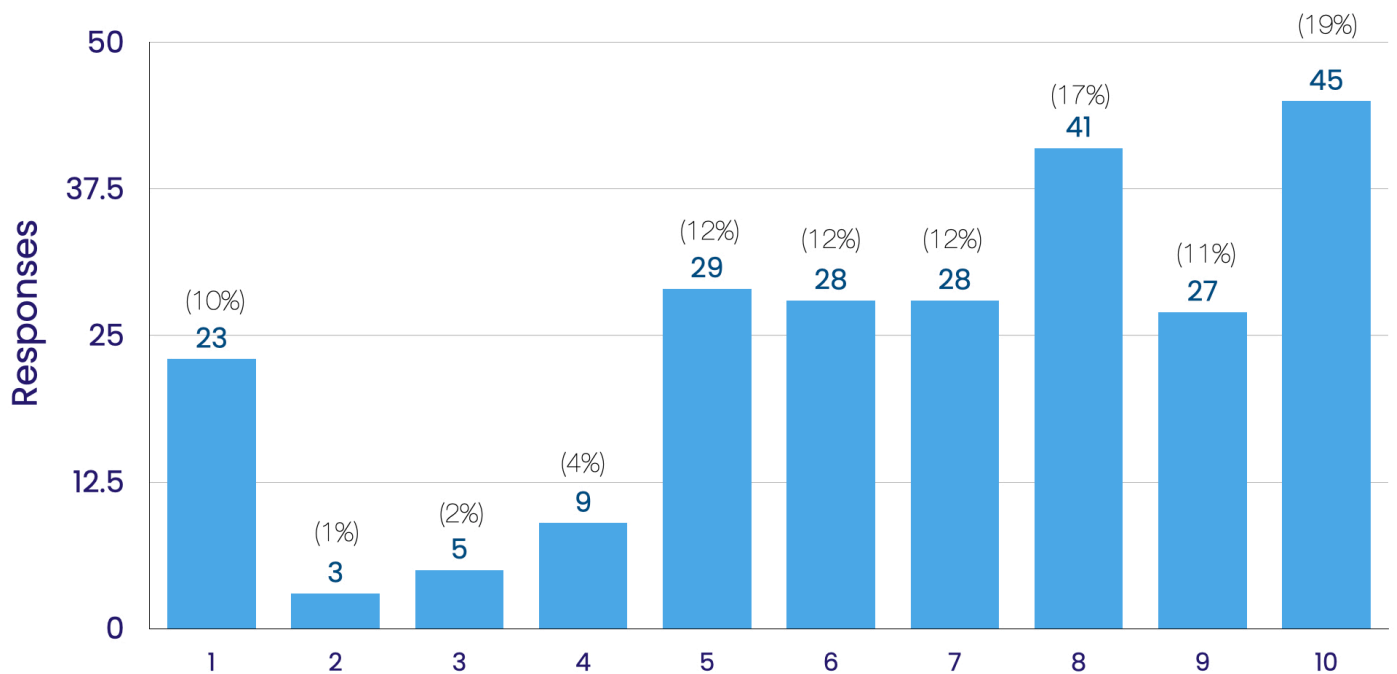
How would you rate mental health services?



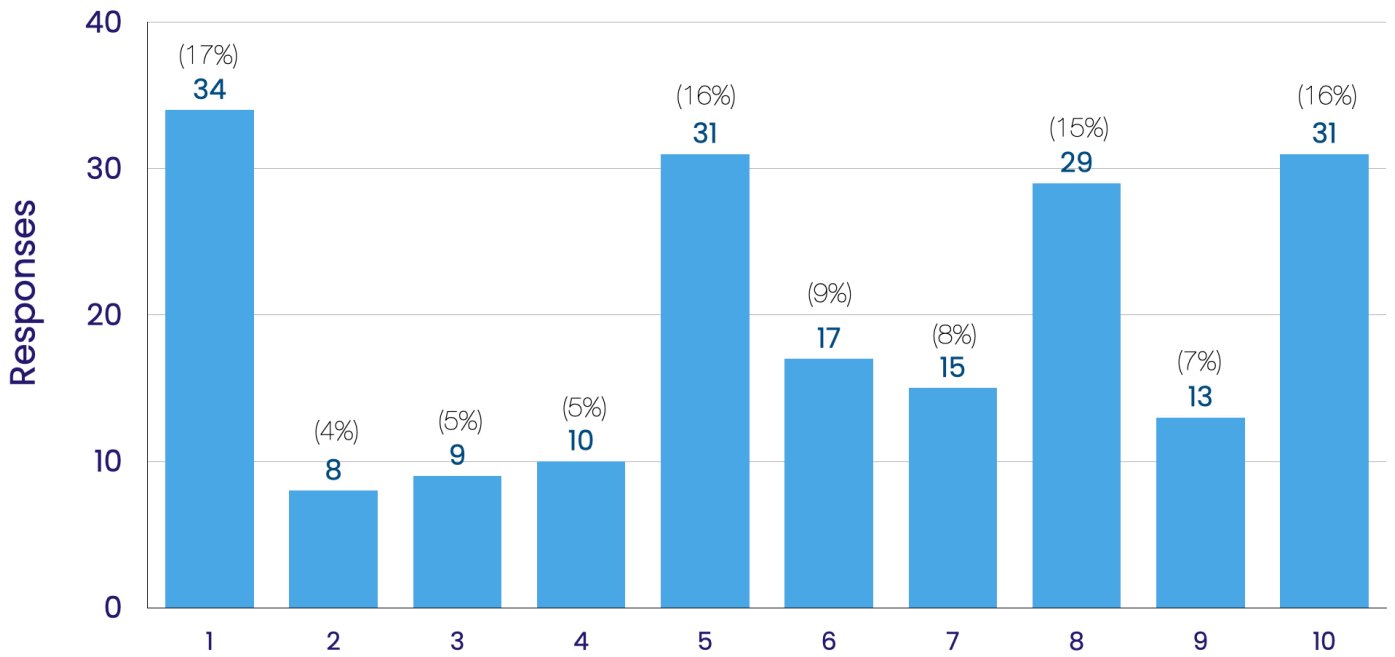
How would you rate counselling, or other support with emotional wellbeing?



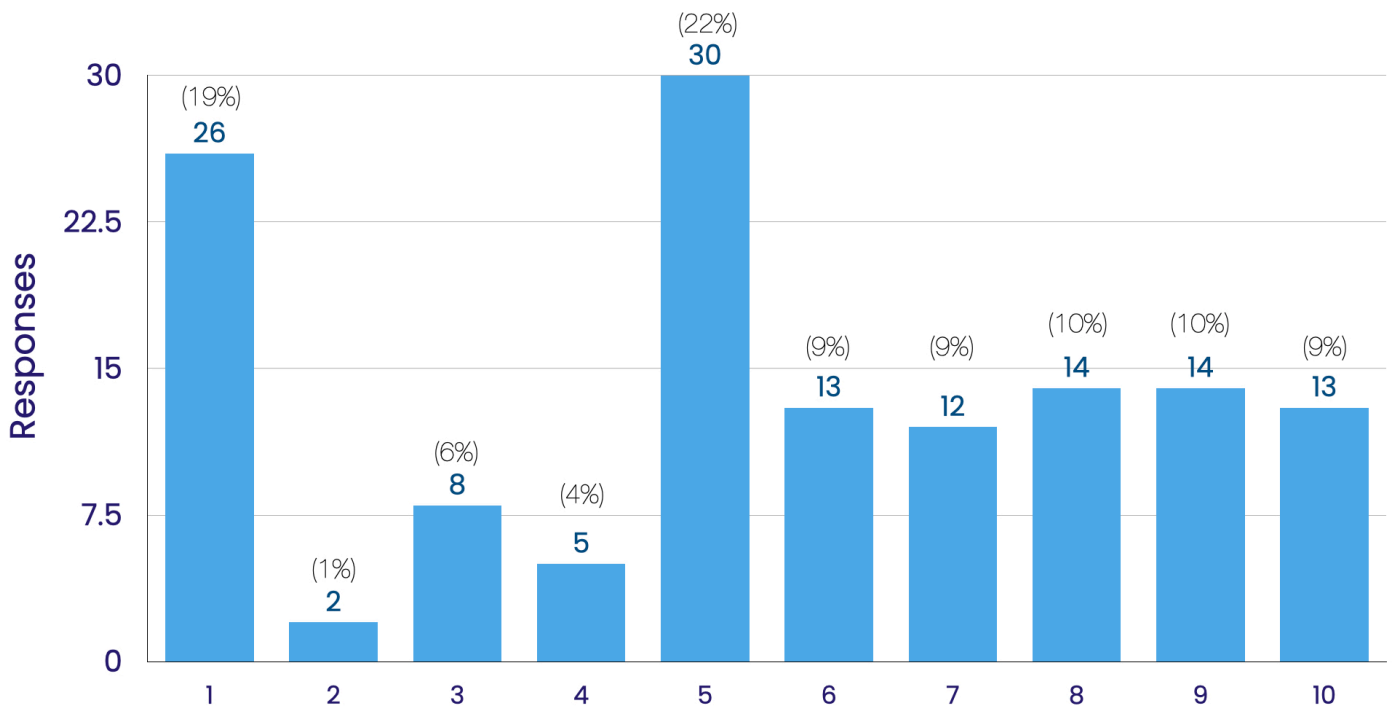
How would you rate fitness activities (for example swimming, exercise classes, gym)?



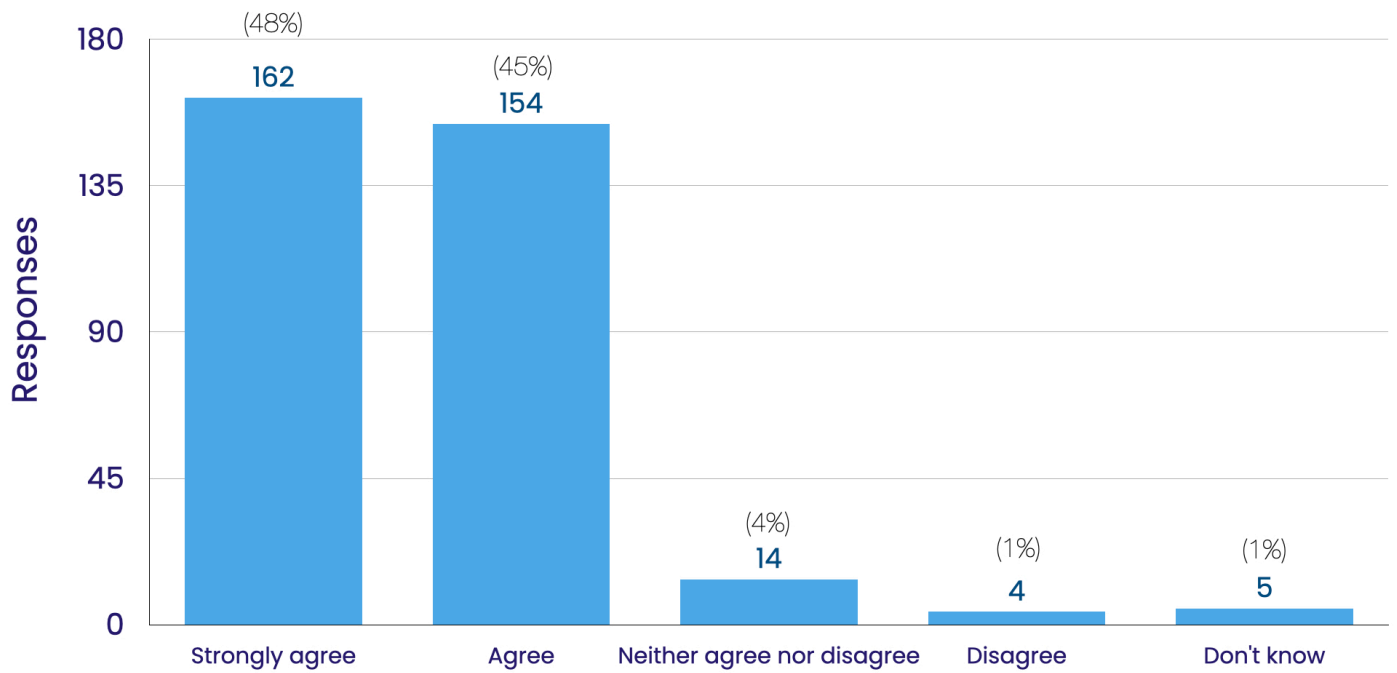
How would you rate support with healthy eating?



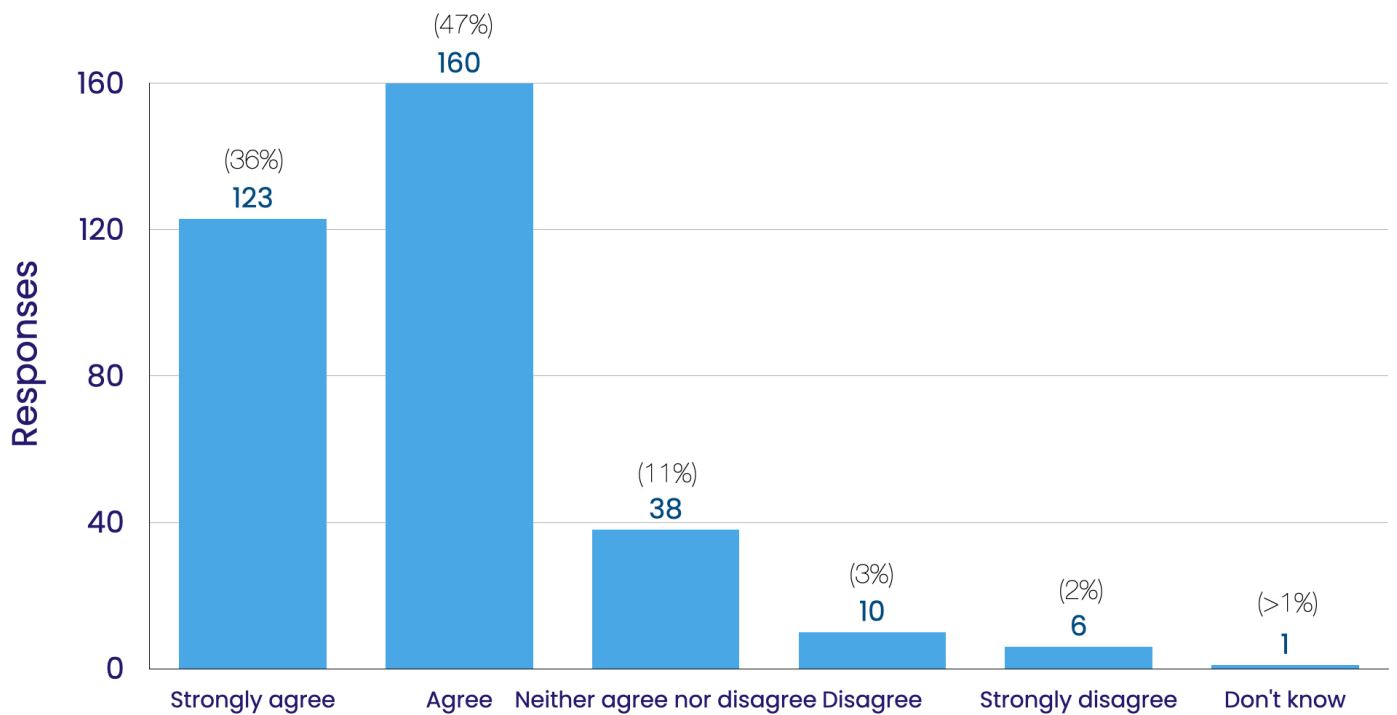
How would you rate support with substance use (for example drugs or alcohol)?



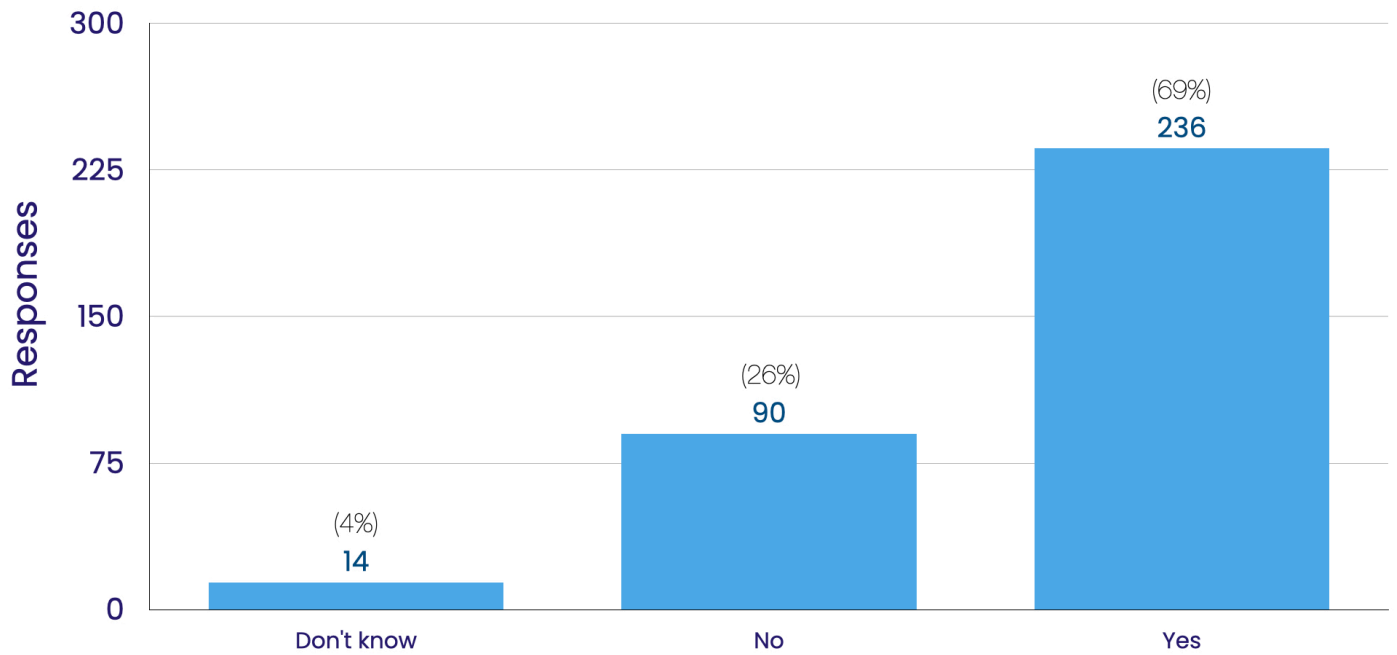
Visiting green space (such as parks or countryside) is important for my health and wellbeing



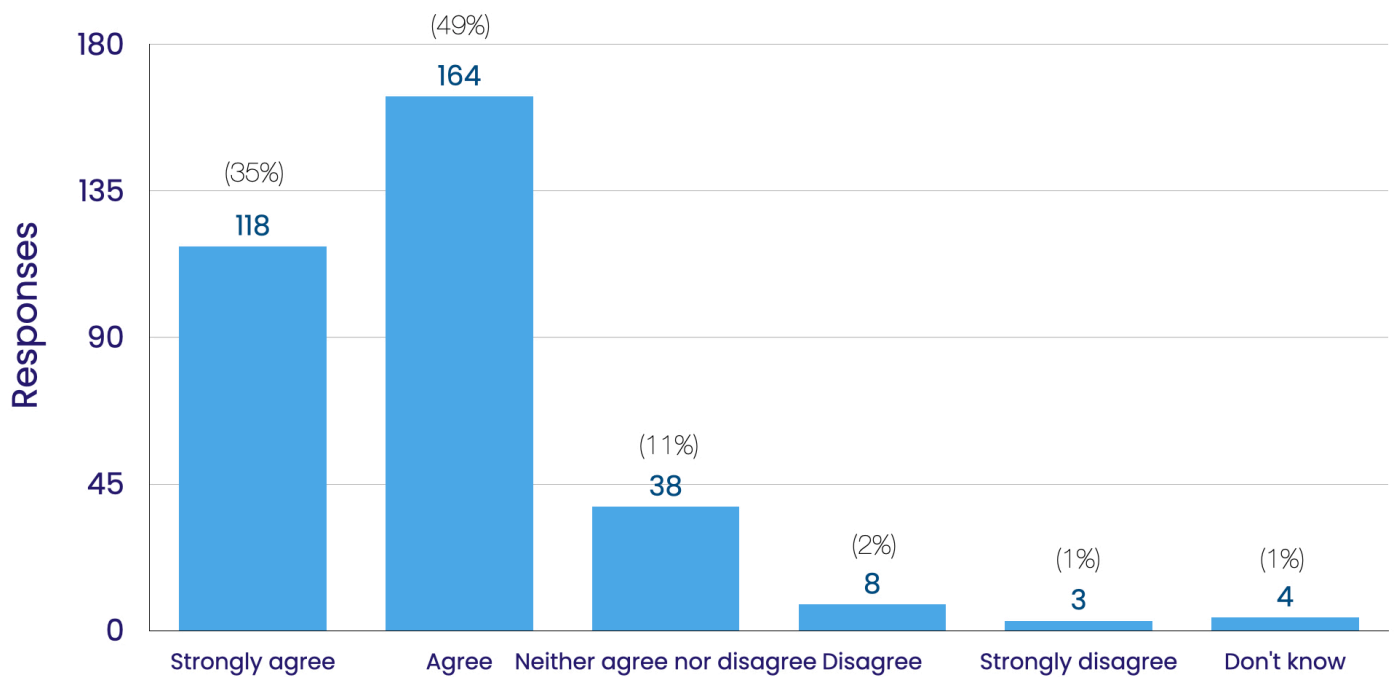
Having shops selling food from my culture is important for my health and wellbeing



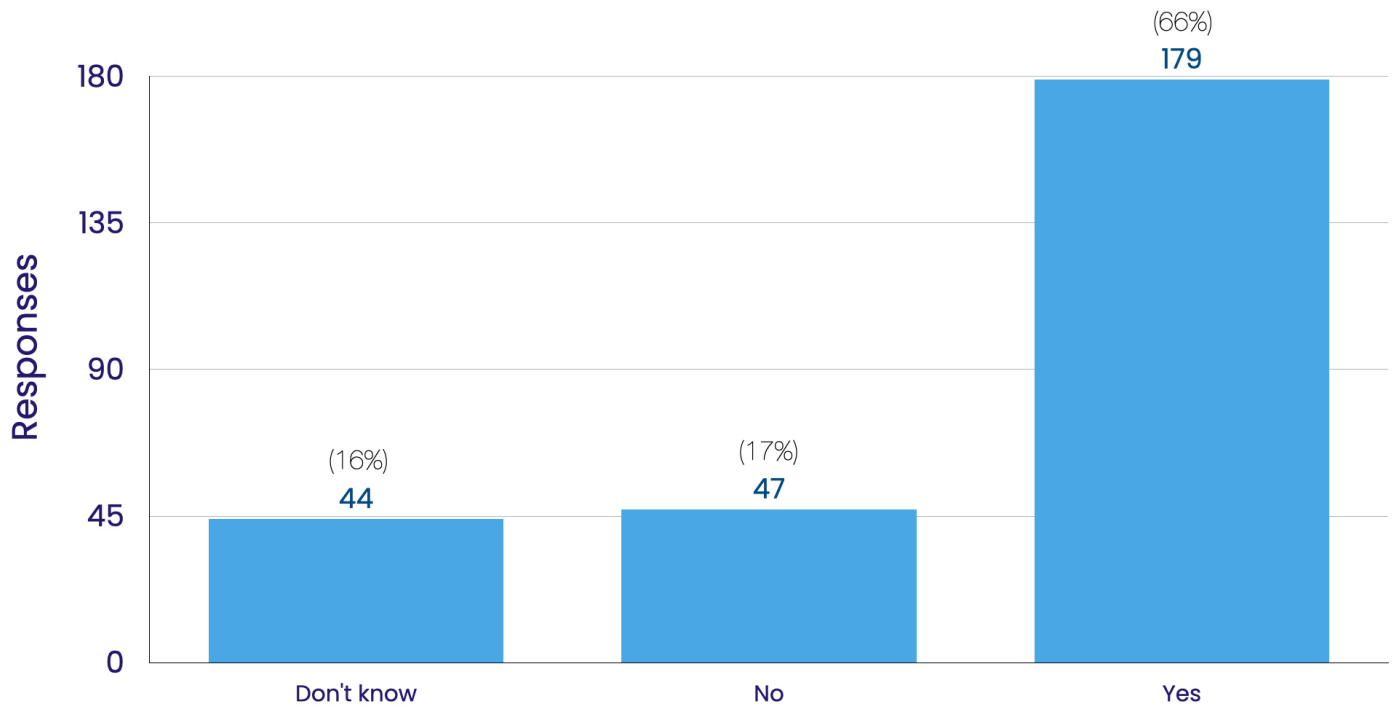
From where I live it is easy to visit shops selling food from my culture



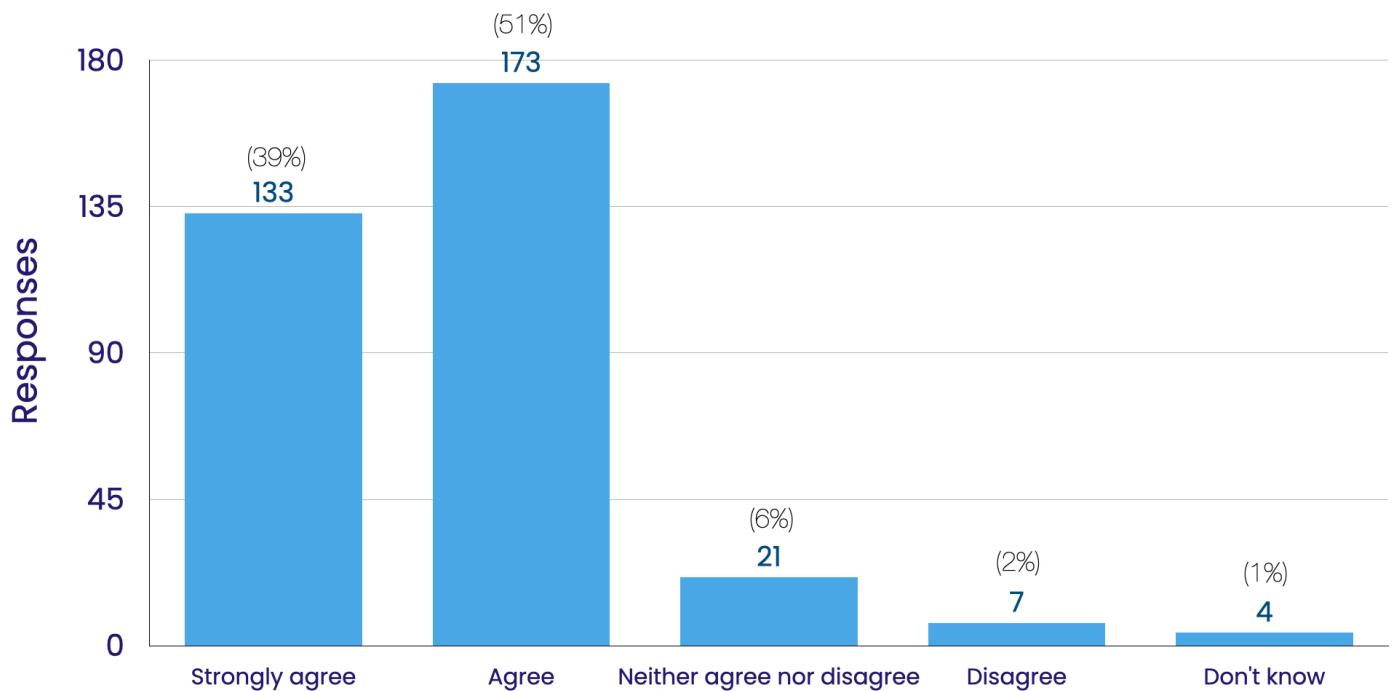
Being able to visit leisure facilities such as a swimming pool or gym is important for my health and wellbeing



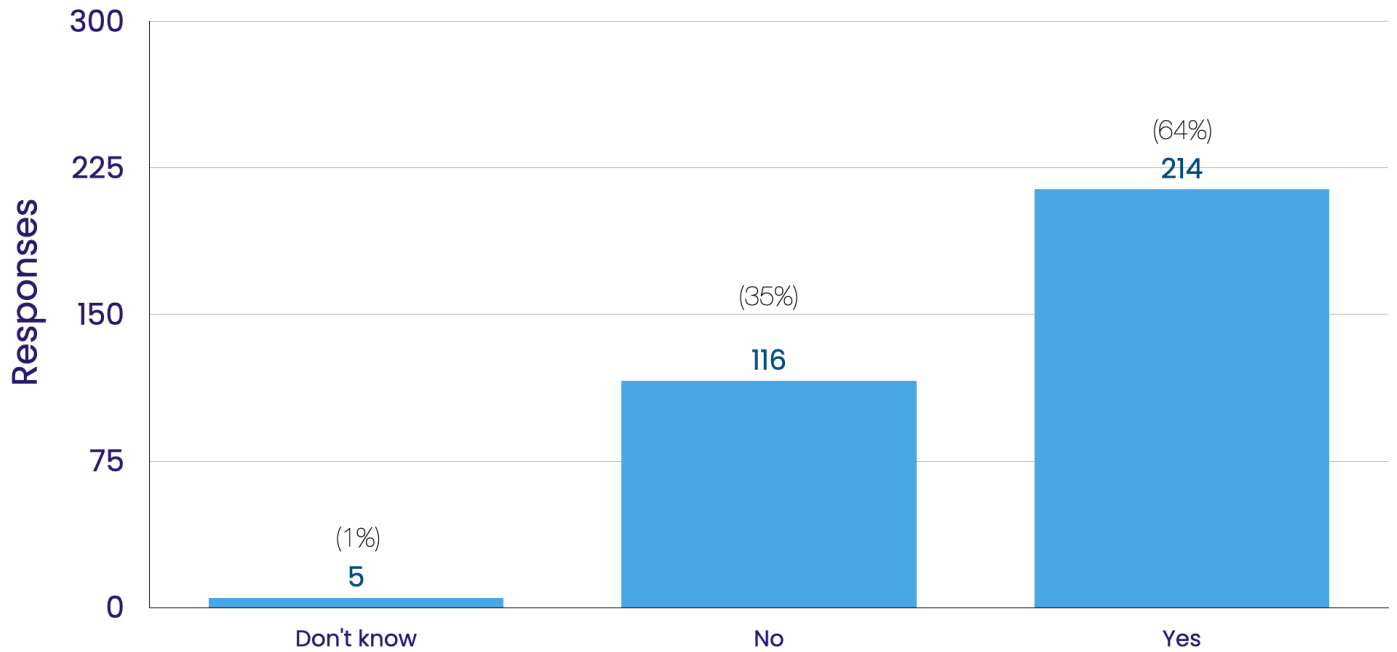
I am able to visit leisure facilities such as a swimming pool or gym



Regularly meeting my friends or people in the community is important for my wellbeing



I meet with my friends or people in the community often



Migration Support

Understand. Adapt. Get ahead.

migrationsupport.org.uk

4 Floor west, Merrion House, 110 Merrion Centre, Leeds, LS2 8LX | admin@migrationsupport.org.uk | 0113 378 8188

